








**Predicted wind speed at 30 Meters above ground level**

| Mile s/Hour   | Meters/Sec  | Mile s/Hour | Meters/Sec  | Mile s/Hour | Meters/Sec |
|---|-------------|-------------|---|-------------|------------|
|  | < 10.1      | < 4.5       |    | 11.2 - 12.3 | 5.0 - 5.5  |
|  | 10.1 - 11.2 | 4.5 - 5.0   |    | 12.3 - 13.4 | 5.5 - 6.0  |
|   |             |             |  | 13.4 - 14.5 | 6.0 - 6.5  |
|   |             |             |  | 14.5 - 15.7 | 6.5 - 7.0  |



For more information go to:  
<http://www.dnr.mo.gov/energy/renewables/wind-energy.htm>