



Department of Economic Development
Division of Energy

MISSOURI ENERGY BULLETIN

April 6, 2018

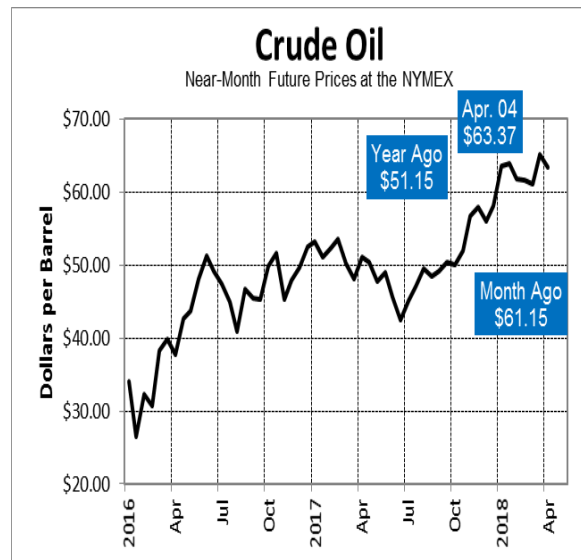
(Data are for the week ended March 30, 2018, unless stated otherwise.)

Crude Oil

U.S. crude oil prices increased by \$2.22 to \$63.37 per barrel in the past month, 24 percent higher compared to this time last year.

Crude Oil - Near Month Future Prices (dollars per barrel)					
	<u>04-04-18</u>	<u>03-07-18</u>	<u>change</u>	<u>04-05-17</u>	<u>change</u>
NYMEX	\$63.37	\$61.15	up 4%	\$51.15	up 24%

- Crude oil futures for May delivery on the NYMEX ended \$0.14, or 0.2 percent, lower on April 4 to settle at \$63.37 per barrel, as a surprise draw in US crude stockpiles triggered a rebound from session lows hit after China proposed a broad range of tariffs on US exports that fed fears of a trade war.
- Both Brent and US crude slid to 2-week lows after China, the world’s largest importer of raw materials, threatened duties on a broad range of US imports in response to talk of US tariffs on \$50 billion of China’s imports to the US.
- Compared to this time last year, the U.S. crude oil futures settlement price of \$63.37 is \$12.22, or 24 percent, higher.
- Domestic crude production was slightly higher compared to the prior week at nearly 10.5 MMB/D. Last year at this time, production stood at nearly 9.2 MMB/D. Total crude imports were lower from the prior week at nearly 7.9 MMB/D. Imports at this time last year averaged nearly 7.9 MMB/D.



- U.S. crude oil supplies decreased 4.6 MMB on the week to 425.3 MMB. U.S. supplies are 110.2 MMB lower compared to this time last year.
- U.S. refinery crude runs were higher from the prior week with refiners processing over 16.9 MMB/D. U.S. refinery capacity utilization was higher on the week at 93.0 percent. Last year at this time, capacity use stood at 90.8 percent.
- Gasoline output was lower on the week at over 10.1 MMB/D. Output was over 9.5 MMB/D at this time last year. Distillate output was higher from the prior week at over 5.0 MMB/D. Last year at this time, production stood at nearly 5.0 MMB/D.
- Total petroleum products supplied to market, a measure of consumption, over the last four-week period stood at over 20.9 MMB/D, up by 7.0 percent compared to the same period last year.

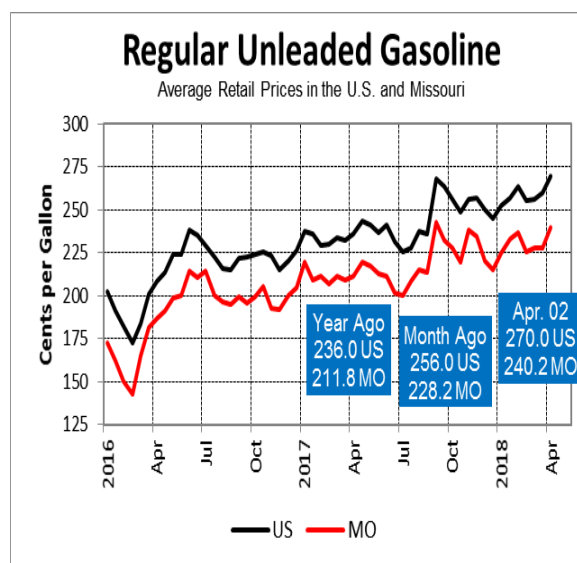
Transportation Fuels

On April 2, Missouri's statewide average retail price for gasoline was over \$2.40 per gallon, up 12.0 cents in the past month and up 28.4 cents in the past year.

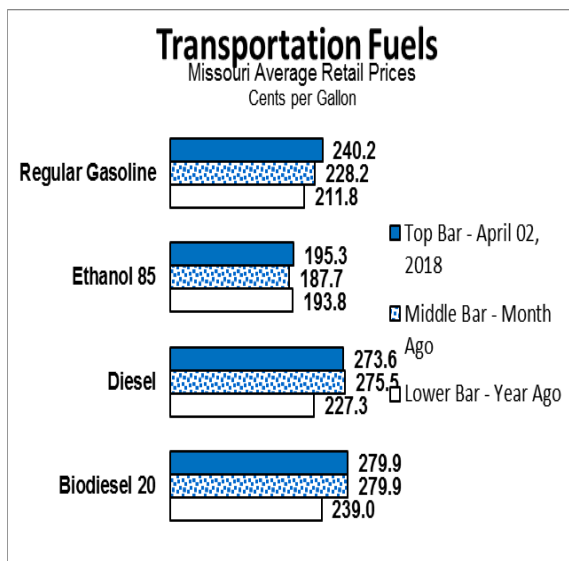
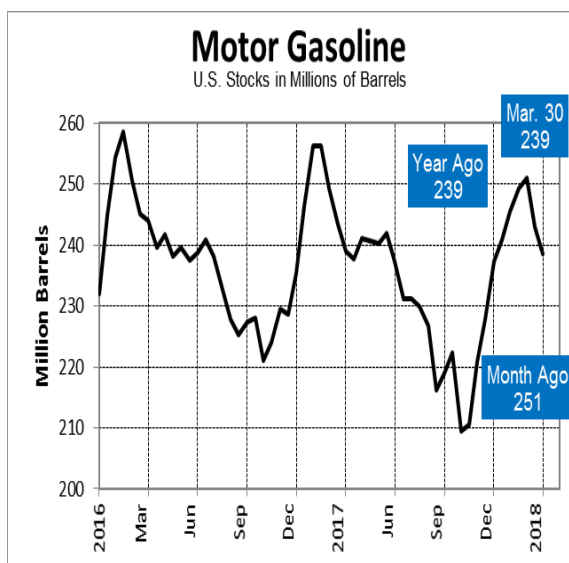
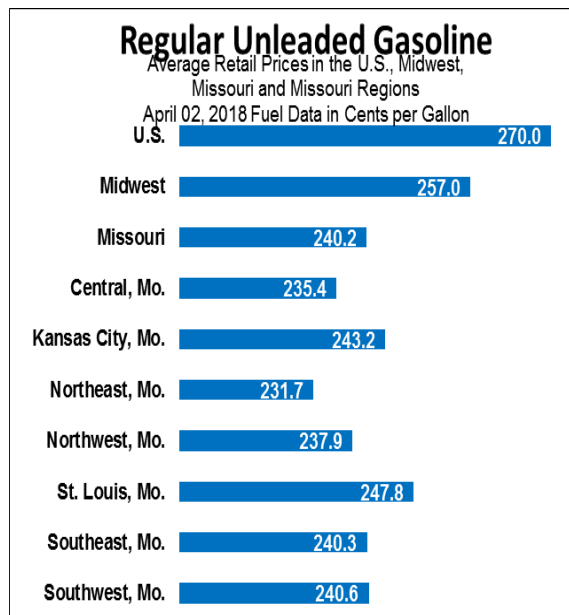
Regular Unleaded Gasoline - Retail Prices (cents per gallon)					
	04-02-18	03-05-18	change	04-03-17	change
US	270.0	256.0	up 5%	236.0	up 14%
Missouri	240.2	228.2	up 5%	211.8	up 13%

Diesel Fuel - Retail Prices (cents per gallon)					
	04-02-18	03-05-18	change	04-03-17	change
US	304.2	299.2	up 2%	255.6	up 19%
Missouri	273.6	275.5	down 1%	227.3	up 20%

- On April 2, Missouri's average retail price for gasoline was over \$2.40 per gallon, up 12.0 cents in the past month.
- Missouri's average price for diesel fuel was over \$2.73 per gallon, down 1.9 cents in the past month.
- Compared to last year at this time, Missouri's average retail gasoline price is 28.4 cents per gallon, or 13 percent, higher while the average retail diesel fuel price is 46.3 cents per gallon, or 20 percent, higher.
- At \$2.70, the U.S. average price for regular gasoline is 14.0 cents per gallon, higher compared to last month.
- The U.S. average price for regular gasoline is 34.0 cents per gallon, or 14 percent, higher compared to this time last year. In the past week, the U.S. average increased by 5.2 cents per gallon.



- Gasoline imports increased from the prior week at nearly 0.8 MMB/D. Last year at this time, imports stood at over 0.6 MMB/D.
- Implied demand for gasoline was lower on the week at over 9.2 MMB/D. Demand stood at nearly 9.3 MMB/D at this time last year.
- In the past four weeks, U.S. gasoline demand has averaged over 9.3 MMB/D.
- U.S. gasoline supplies were lower on the week at 238.5 MMB. U.S. supplies are 0.6 MMB lower compared to this time last year.
- Distillate stocks increased 0.5 MMB on the week at 129.5 MMB and stand 22.9 MMB lower compared to the same period last year.
- Distillate demand was lower on the week at nearly 3.9 MMB/D. Demand stood at over 4.0 MMB/D at this time last year. On a four-week average, distillate demand was lower at over 4.0 MMB/D.
- On April 2, Missouri's average retail price for E85 motor fuel, conventional motor fuel containing 85 percent ethanol, was over \$1.95 per gallon, 44.9 cents, or 18.6 percent, lower than the average price for conventional motor gasoline.
- On April 2, Missouri's average retail price for B20, diesel fuel containing 20 percent biofuel, was nearly \$2.80 per gallon, 6.3 cents per gallon, or 2.2 percent, higher than the average price for conventional diesel fuel.
- According to EIA's latest *Short Term Energy Outlook* dated March 6, 2018, U.S. regular gasoline retail prices, which averaged \$2.15 per gallon in 2016, and \$2.42 in 2017, is projected to average \$2.60 in 2018.



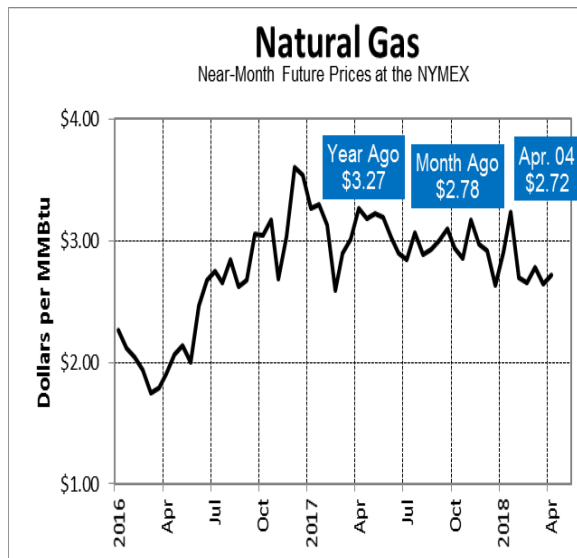
Natural Gas

Approximately 51.6 percent (1,220,485) of Missouri households use natural gas to heat their homes. (Data updated from the most recent U.S. Census report.) Natural gas is also used to produce goods and electricity.

On April 4, 2018, natural gas futures on the NYMEX closed at \$2.72 per million British thermal units (MMBtu), down \$0.06, or 2 percent, in the past month.

Natural Gas - Near Month Future Prices (dollars per MMBtu)					
	<u>04-04-18</u>	<u>03-07-18</u>	<u>change</u>	<u>04-05-17</u>	<u>change</u>
NYMEX	\$2.72	\$2.78	down 2%	\$3.27	down 17%

- The May 2018 NYMEX futures contract settled at \$2.72 per MMBtu on April 4, up 2.1 cents from the prior settlement.
- In the past month, the futures contract has decreased 6.0 cents, or 2 percent.
- Futures are down \$0.55, or 17 percent, in the past year.
- According to EIA's April 5, 2018 *Weekly Natural Gas Storage Report*, U.S. natural gas supplies are 697 Bcf, or 34.0 percent, lower than last year at this time.
- According to the EIA, net withdrawals from working gas totaled 29 billion cubic feet (Bcf) for the week ending March 30. Working natural gas stocks are 1,354 Bcf, which is 34 percent lower than the year-ago level and 20 percent lower than the five-year (2013–17) average for this week.
- Temperatures in the Lower 48 states averaged 46 degrees Fahrenheit (°F), 2°F lower than the normal and 6°F lower than last year at this time. The average temperature was slightly higher than during the prior storage week.
- According to the EIA, total U.S. consumption of natural gas fell by 6 percent compared with the previous report week. Natural gas consumed for power generation declined by 2 percent week over week. Industrial sector consumption decreased by 1 percent week over week. In the residential and commercial sectors, consumption declined by 13 percent, as weather was warmer than normal in California and across the south and close to normal on the eastern seaboard. Natural gas exports to Mexico decreased 9%.



Propane

Approximately 9.2 percent (216,853) of Missouri households use propane to heat their homes. (Data updated from the most recent U.S. Census report.) Propane is also used to support commercial operations, produce goods, dry grain harvests and fuel vehicles.

On April 2, the average Missouri retail price for residential propane was nearly \$1.69 per gallon, up 13.5 cents, or 9 percent, in the past year.

<i>Propane - Retail Prices (cents per gallon)</i>					
	<u>04-02-18</u>	<u>03-05-18</u>	<u>change</u>	<u>04-03-17</u>	<u>change</u>
Missouri	168.8	176.3	down 4%	155.2	up 9%

- According to the Division of Energy's most recent statewide propane price survey conducted April 2, the average Missouri retail residential propane price was nearly \$1.69 per gallon, up 13.5 cents compared to last year at this time.
- According to the survey, the highest Missouri retail residential price for propane was \$2.00 per gallon. The lowest retail price was \$1.49 per gallon.
- U.S. propane/propylene stocks increased by 0.6 MMB last week to 36.2 MMB as of March 30, 2018, 9.4 MMB or 20.5 percent, lower than the five-year average inventory level for this same time of year. Midwest inventories decreased by over 0.1 MMB to nearly 9.3 MMB last week. Midwest inventories stood at nearly 11.2 MMB at this time last year.
- U.S. propane consumption was slightly higher on the week at nearly 1.4 MMB/D. Consumption stood at nearly 1.2 MMB/D last year at this time.

For more information on propane, please visit:

<https://energy.mo.gov/resources/be-prepared-for-propane>

To access previous issues of the Energy Bulletin, or to subscribe, please visit: <https://energy.mo.gov/energy-bulletins>

To learn more about Missouri energy issues, please visit:

<http://energy.mo.gov/energy>

For more information about the Comprehensive State Energy Plan, visit: <https://energy.mo.gov/comprehensive-state-energy-plan>

The *Missouri Energy Bulletin* is distributed twice a month by the Missouri Department of Economic Development's Division of Energy. The Division of Energy collects transportation and propane heating fuel prices from several retail providers located throughout the state. To preserve confidentiality, price data are averaged and reported by region. The bulletin is a public resource made available to state government decision-makers, other interested individuals upon request and online at the division's Web address. The department thanks each of the following in helping to provide accurate, timely data on fuel supplies and prices: the U.S. Department of Energy's Energy Information Administration; the National Association of State Energy Officials; the St. Louis AAA Auto Club; and Missouri's energy retailers. For more information, contact: MO Dept. of Economic Development, Division of Energy, P.O. Box 1766, Jefferson City, MO 65102-1766; Phone: 573-751-2254; Fax: 573-751-6860; Email: energy@ded.mo.gov; Web Address: <http://energy.mo.gov/energy/stay-informed/missouri-energy-bulletins>.