



## MISSOURI ENERGY BULLETIN

April 13, 2020

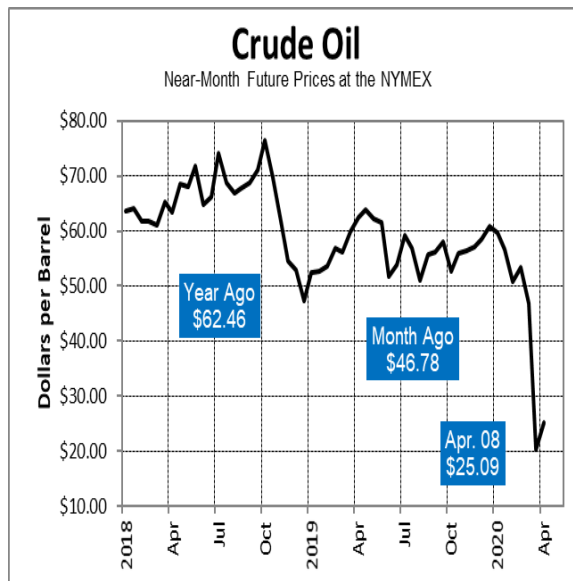
*(Data are for the week ending April 3, 2020, unless stated otherwise.)*

### Crude Oil

U.S. crude oil prices decreased by \$21.69 to \$25.09 per barrel in the past month and are 60 percent lower compared to this time last year.

Crude Oil - Near Month Future Prices (dollars per barrel)					
	<u>04-08-20</u>	<u>03-04-20</u>	<u>change</u>	<u>04-03-19</u>	<u>change</u>
NYMEX	\$25.09	\$46.78	down 46%	\$62.46	down 60%

- On April 8, crude oil futures for delivery on the NYMEX ended higher on the week to settle at \$25.09 per barrel. The price for crude oil futures is \$21.69, or 46 percent, below the month-ago level.
- Compared to this time last year, the U.S. crude oil futures settlement price of \$25.09 is \$37.37, or 60 percent, lower.
- In the April 8, 2020 edition of This Week in Petroleum, the U.S. Energy Information Administration (EIA) noted that due to the reduction in energy fuel demand because of COVID-19, as well as the increase in crude oil supply due suspension of agreed upon production cuts among The Organization of the Petroleum Exporting Countries (OPEC) and partner countries, EIA predicts that global crude inventories in 2020 will more than double the previous record set in 1998.
- Domestic crude production was lower relative to the prior week at 12.4 million barrels per day (MMB/D). Last year at this time, production stood at approximately 12.2 MMB/D.



- Total crude imports were down over the prior week at approximately 5.9 MMB/D. Imports at this time last year were approximately 6.6 MMB/D.
- U.S. crude oil supplies increased 15.2 MMB on the week to 484.4 MMB. U.S. supplies are 27.8 MMB higher compared to this time last year.
- U.S. refinery crude runs were lower relative to the prior week with refineries processing approximately 13.6 MMB/D. U.S. refinery capacity utilization was lower on the week at 75.6 percent. Last year at this time, capacity use stood at approximately 87.5 percent.
- Gasoline output was lower on the week at approximately 5.8 MMB/D. Output was approximately 10.2 MMB/D at this time last year. Distillate output was higher than the prior week at approximately 5.0 MMB/D. Last year at this time, production stood at 5.0 MMB/D.
- Total petroleum products supplied to market, a measure of consumption, stood at 18.3 MMB/D over the last four-week period, 10.7 percent lower than the same period last year.

## ***Transportation Fuels***

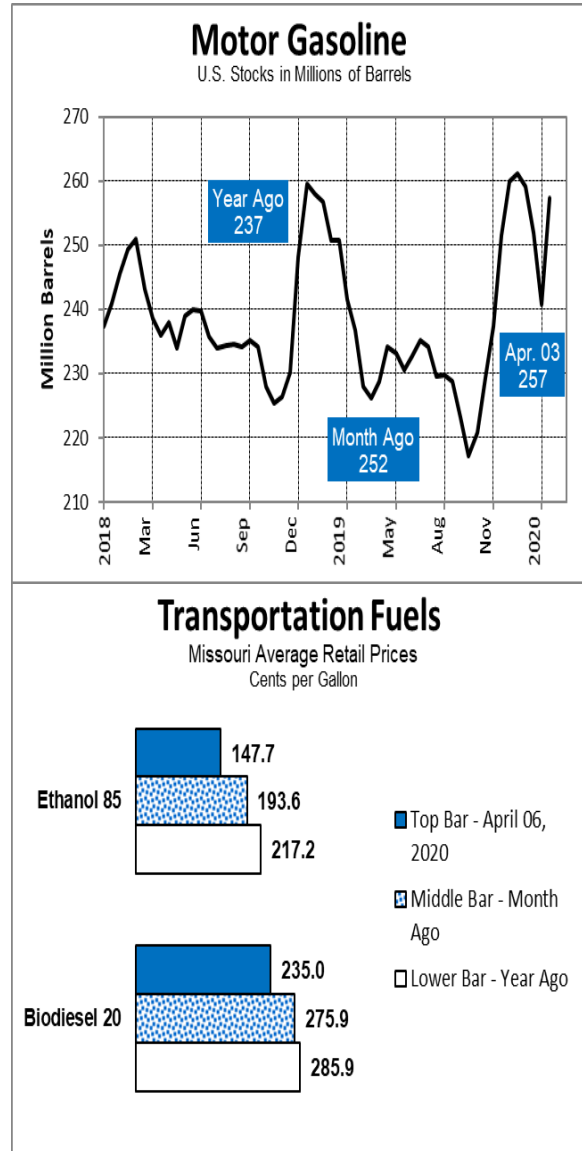
***(Note: Gasoline and diesel prices may be obtained from the American Automobile Association (AAA) and the U.S. Energy Information Administration (EIA), as described below. Effective 06/25/2019, the Division of Energy no longer conducts phone surveys to obtain the prices for these fuels.)***

For access to additional information on regional and national gasoline prices, stocks, production, and demand, please visit: <https://www.eia.gov/petroleum/weekly/gasoline.php>. To navigate to the above URL from EIA's home page, select the "Sources & Uses" tab at the top of the page, click on "This Week in Petroleum," and then click on the "GASOLINE" tab.

For access to and additional information on Missouri gasoline and diesel price averages by city and county, please visit: <https://gasprices.aaa.com/?state=MO>.

- At approximately \$1.92, the U.S. average price for regular gasoline on April 6 was 49.9 cents per gallon, or 21 percent, lower compared to last month.
- The U.S. average price for regular gasoline is 76.7 cents per gallon, or 38 percent, lower compared to this time last year. In the past week, the U.S. average decreased by approximately 8.1 cents.
- Gasoline imports decreased from the prior week at approximately 0.5 MMB/D. Last year at this time, imports stood at approximately 0.7 MMB/D.

- Implied demand for gasoline was lower on the week at approximately 5.1 MMB/D. Demand stood at approximately 9.8 MMB/D at this time last year.
- In the past four weeks, U.S. gasoline demand has averaged approximately 7.6 MMB/D.
- U.S. gasoline supplies are up 10.5 MMB on the week at 257.3 MMB. U.S. supplies are approximately 20.5 MMB lower than this time last year.
- Distillate stocks increased 0.5 MMB on the week at 122.7 MMB and stand 5.4 MMB lower compared to the same period last year.
- Distillate demand was lower on the week at approximately 3.8 MMB/D. Demand stood at approximately 3.8 MMB/D at this time last year. On a four-week average, distillate demand was lower at approximately 3.9 MMB/D.
- On April 6, Missouri's average retail price for E-85 motor fuel, conventional motor fuel containing 85 percent ethanol, was approximately \$1.48 per gallon.
- On April 6, Missouri's average retail price for B-20, diesel fuel containing 20 percent biofuel, was approximately \$2.35 per gallon.
- According to EIA's latest *Short-Term Energy Outlook* dated April 7, 2020, U.S. regular gasoline retail prices, which averaged \$2.73 in 2018 and \$2.60 per gallon in 2019, are predicted to average \$1.86 per gallon in 2020 and \$2.16 per gallon in 2021.



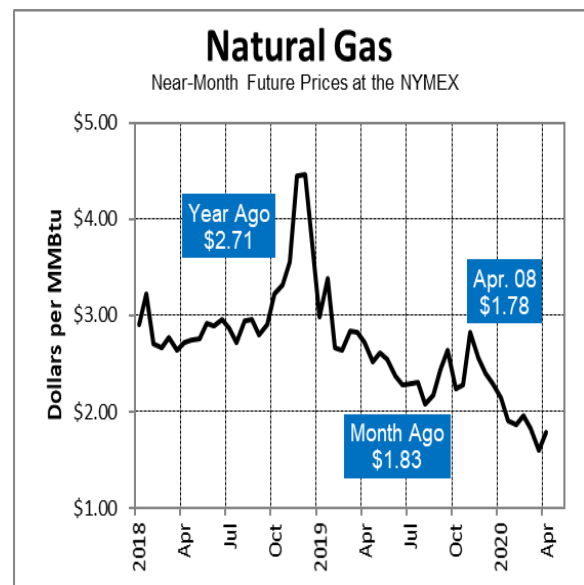
## Natural Gas

Approximately 50.8 percent (1,218,329) of Missouri households use natural gas to heat their homes. (Data updated from the most recent U.S. Census information.) Natural gas is also used to produce goods and electricity.

**On April 8, 2020, natural gas futures on the NYMEX closed at \$1.78 per million British thermal units (MMBtu), down approximately \$0.05, or 3 percent, in the past month.**

Natural Gas - Near Month Future Prices (dollars per MMBtu)					
	<u>04-08-20</u>	<u>03-04-20</u>	<u>change</u>	<u>04-03-19</u>	<u>change</u>
NYMEX	\$1.78	\$1.83	down 3%	\$2.71	down 34%

- The May 2020 NYMEX futures contract settled at \$1.78 per MMBtu on April 8, up \$0.20 from the April 1 settlement.
- In the past month, the futures contract has decreased approximately 5 cents, or 3 percent.
- Futures are down \$0.93, or 34 percent, in the past year.
- According to EIA's *Weekly Natural Gas Storage Report*, U.S. natural gas supplies are at 2,024 billion cubic feet (Bcf), 76 percent higher than last year at this time and 19 percent higher than the 5-year average.
- According to the EIA, net withdrawals from working gas totaled 38 Bcf for the week ending April 3.
- For the week ending April 2, temperatures averaged much warmer than normal across the Eastern U.S., and cooler than normal across the Western U.S. Heating degree days nationally were 18 below the normal, while cooling degree days were 5 above the normal.
- According to EIA, total U.S. consumption of natural gas decreased 6 percent over the prior report week. Residential and commercial consumption decreased by 15 percent. Natural gas consumed for power generation was unchanged on the week. Industrial sector consumption decreased 5 percent on the week. Natural gas exports to Mexico decreased 10 percent from the prior week.



## **Propane**

Approximately 8.8 percent (211,469) of Missouri households use propane to heat their homes. (Data updated from the most recent U.S. Census information.) Propane is also used to support commercial operations, produce goods, dry grain harvests and fuel vehicles.

***Please note that the sample of propane distributors surveyed by the Missouri Division of Energy changed as a part of the Division's participation in EIA's State Heating Oil and Propane Program.***

**On April 6, the average Missouri retail price for residential propane was approximately \$1.36 per gallon, down 18.5 cents, or 12 percent, in the past month.**

<i>Propane - Retail Prices (cents per gallon)</i>					
	<u>04-06-20</u>	<u>03-03-20</u>	<u>change</u>	<u>04-01-19</u>	<u>change</u>
Missouri	135.5	154.0	down 12%	161.6	down 16%

- According to the Division of Energy's most recent statewide propane price survey conducted on April 6, the average Missouri retail residential propane price was approximately \$1.36 per gallon.
- U.S. propane/propylene stocks decreased over the prior report week at 64.5 MMB. As of April 6, U.S. propane/propylene stocks were 10.1 MMB, or 19 percent, higher than the year-ago inventory level for the same time of year. Midwest inventories are lower for the report week at 10.7 MMB. Midwest inventories stood at approximately 9.1 MMB at the same time last year.
- U.S. propane consumption was lower week-over-week at 1.1 MMB/D. Consumption stood at approximately 0.9 MMB/D at the same time last year.

**For more information on propane, please visit:**

<https://energy.mo.gov/resources/be-prepared-for-propane>

**To access previous issues of the Energy Bulletin, or to subscribe, please visit:**

<https://energy.mo.gov/energy-bulletins>

**To learn more about Missouri energy issues, please visit:**

<http://energy.mo.gov/energy>

**For more information about the Comprehensive State Energy Plan, please visit:**

<https://energy.mo.gov/comprehensive-state-energy-plan>

The *Missouri Energy Bulletin* is distributed twice a month by the Missouri Department of Natural Resources' Division of Energy. The Division of Energy collects E-85, B-20, and propane heating fuel prices from a sample of retail providers located throughout the state. The average price reported is based on these sample prices and may or may not reflect the actual price of a particular retail provider. To preserve confidentiality, price data are averaged. The bulletin is a public resource made available to state government decision-makers and other interested individuals upon request and online at the Division's web address. The Department thanks each of the following in helping to provide accurate, timely data on fuel supplies and prices: the U.S. Department of Energy's Energy Information Administration; the National Association of State Energy Officials; the St. Louis AAA Auto Club; and Missouri's energy retailers. For more information, contact: MO Dept. of Natural Resources, Division of Energy, P.O. Box 176, Jefferson City, MO 65102; Phone: 573-751-2254; Fax: 573-751-6860; Email: [energy@dnr.mo.gov](mailto:energy@dnr.mo.gov); Web Address: <https://energy.mo.gov/energy-bulletins>.