



## MISSOURI ENERGY BULLETIN

December 28, 2020

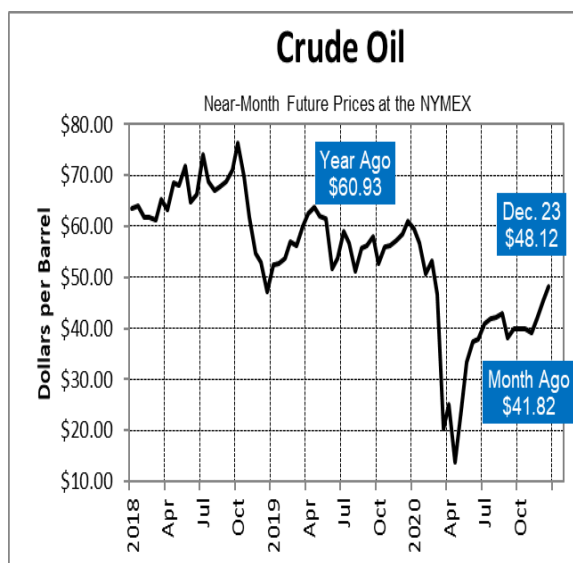
(Data are for the week ending December 18, 2020, unless stated otherwise.)

### Crude Oil

U.S. crude oil prices increased by \$6.30 to \$48.12 per barrel in the past month and are 21 percent lower compared to this time last year.

Crude Oil - Near Month Future Prices (dollars per barrel)					
	12-23-20	11-18-20	change	12-18-19	change
NYMEX	\$48.12	\$41.82	up 15%	\$60.93	down 21%

- On December 23, crude oil futures for delivery on the NYMEX ended higher on the week to settle at \$48.12 per barrel. The price for crude oil futures is \$6.30, or 15 percent, above the month-ago level.
- Compared to this time last year, the U.S. crude oil futures settlement price of \$48.12 is \$12.81, or 21 percent, lower.
- In the December 8, 2020, edition of its *Short-Term Energy Outlook*, the U.S. Energy Information Administration (EIA) projects that West Texas Intermediate crude oil prices will average \$45.78 per barrel in 2021.



- Domestic crude production was unchanged relative to the prior week at 11.0 million barrels per day (MMB/D). Last year at this time, production stood at approximately 12.9 MMB/D.
- Total crude imports were up over the prior week at approximately 5.6 MMB/D. Imports at this time last year were approximately 6.8 MMB/D.
- U.S. crude oil supplies decreased 0.6 MMB on the week to 499.5 MMB. U.S. supplies are 58.2 MMB higher compared to this time last year.

- U.S. refinery crude runs were lower relative to the prior week with refineries processing approximately 14.0 MMB/D. U.S. refinery capacity utilization was lower on the week at 78.0 percent. Last year at this time, capacity use stood at 93.3 percent.
- Gasoline output was higher on the week at approximately 8.8 MMB/D. Output was approximately 10.3 MMB/D at this time last year. Distillate output was lower than the prior week at approximately 4.6 MMB/D. Last year at this time, production stood at 5.4 MMB/D.
- Total petroleum products supplied to market, a measure of consumption, stood at 18.9 MMB/D over the last four-week period, 8.7 percent lower than the same period last year.

### ***Transportation Fuels***

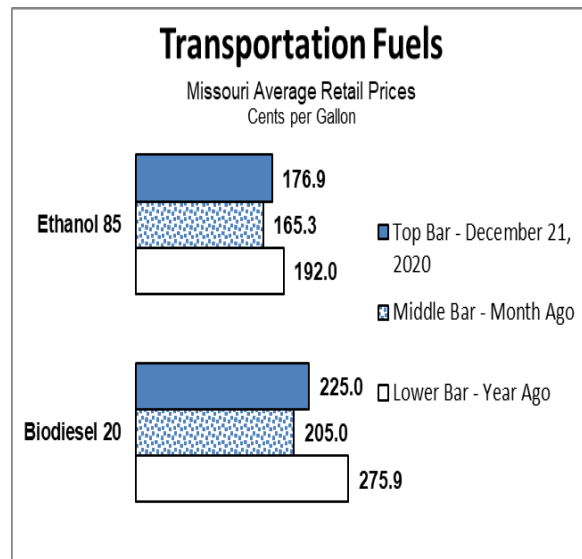
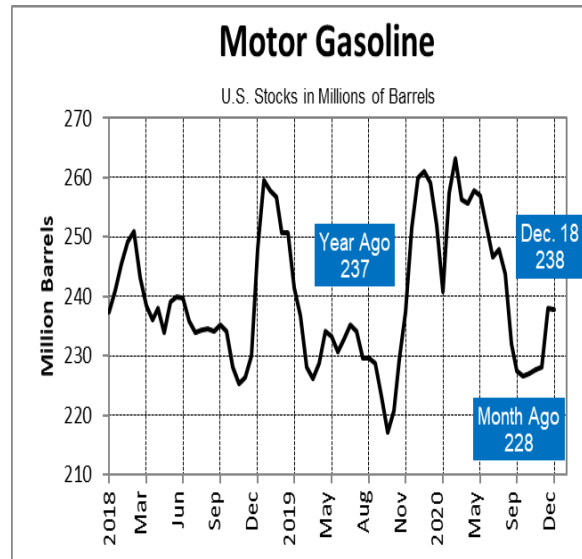
***(Note: Gasoline and diesel prices may be obtained from the American Automobile Association (AAA) and the U.S. Energy Information Administration (EIA), as described below. Effective 06/25/2019, the Division of Energy no longer conducts phone surveys to obtain the prices for these fuels.)***

For access to additional information on regional and national gasoline prices, stocks, production, and demand, please visit: <https://www.eia.gov/petroleum/weekly/gasoline.php>. To navigate to the above URL from EIA's home page, select the "Sources & Uses" tab at the top of the page, click on "This Week in Petroleum," and then click on the "GASOLINE" tab.

For access to and additional information on Missouri gasoline and diesel price averages by city and county, please visit: <https://gasprices.aaa.com/?state=MO>.

- At approximately \$2.22, the U.S. average price for regular gasoline on December 21 was 12.2 cents per gallon, or approximately 6 percent, higher compared to last month.
- The U.S. average price for regular gasoline was 30.8 cents per gallon, or 12 percent, lower compared to the same time last year. The U.S. average was up 6.6 cents week-over-week.
- Gasoline imports decreased from the prior week at approximately 0.6 MMB/D. Last year at this time, imports stood at approximately 0.6 MMB/D.
- Implied demand for gasoline was higher on the week at approximately 8.0 MMB/D. Demand stood at approximately 9.3 MMB/D at this time last year.
- In the past four weeks, U.S. gasoline demand has averaged approximately 7.9 MMB/D.

- U.S. gasoline supplies were down 1.1 MMB on the week at 237.8 MMB. U.S. supplies were approximately 1.5 MMB lower than this time last year.
- Distillate stocks decreased 2.3 MMB on the week at 148.9 MMB and stand 24.0 MMB higher compared to the same period last year.
- Distillate demand was higher on the week at approximately 4.2 MMB/D. Demand stood at approximately 4.2 MMB/D at this time last year. On a four-week average, distillate demand was lower at approximately 3.8 MMB/D.
- On December 21, Missouri’s average retail price for E-85 motor fuel, conventional motor fuel containing 51% to 83% ethanol, was approximately \$1.77 per gallon.
- On December 21, Missouri’s surveyed retail price for B-20, diesel fuel containing 6% to 20% biofuel, was \$2.25 per gallon.
- According to EIA’s latest *Short-Term Energy Outlook* dated December 8, 2020, U.S. regular gasoline retail prices, which averaged \$2.73 per gallon in 2018 and \$2.60 per gallon in 2019, are predicted to average \$2.17 per gallon in 2020 and \$2.27 per gallon in 2021.



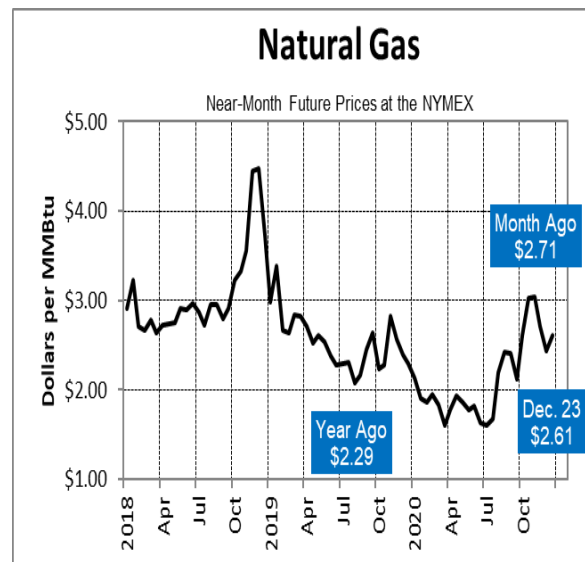
## Natural Gas

Approximately 50.8 percent (1,218,329) of Missouri households use natural gas to heat their homes. (Data updated from the most recent five-year U.S. Census information.) Natural gas is also used to produce goods and electricity.

**On December 23, 2020, natural gas futures on the NYMEX closed at \$2.61 per million British thermal units (MMBtu), down approximately \$0.10, or 4 percent, in the past month.**

Natural Gas - Near Month Future Prices (dollars per MMBtu)					
	12-23-20	11-18-20	change	12-18-19	change
NYMEX	\$2.61	\$2.71	down 4%	\$2.29	up 14%

- The January 2021 NYMEX futures contract settled at approximately \$2.61 per MMBtu on December 23, down \$0.07 from the December 16 settlement.
- In the past month, the futures contract has decreased approximately 10.4 cents, or four percent.
- Futures are up approximately \$0.32, or 14 percent, in the past year.
- According to EIA's *Weekly Natural Gas Storage Report*, U.S. natural gas supplies were at 3,574 billion cubic feet (Bcf), 8.4 percent higher than last year at this time and 6.5 percent higher than the 5-year average.
- According to EIA, net withdrawals from working gas totaled 152 Bcf for the week ending December 18.
- For the week ending December 16, EIA reports that temperatures, "... were generally cooler than normal ..." in the U.S. but warmer than normal east of the Mississippi River. Heating degree days nationally were 20 below the normal for the week ending December 10, while cooling degree days were one below the normal.
- According to EIA, total U.S. consumption of natural gas for the December 16 report week increased 0.4 percent over the prior report week. Residential and commercial consumption increased 3.9 percent week-over-week. Natural gas consumed for power generation decreased 4.4 percent on the week. Industrial sector consumption increased 0.9 percent on the week. Natural gas exports to Mexico decreased 0.1 percent from the prior week.



## Propane

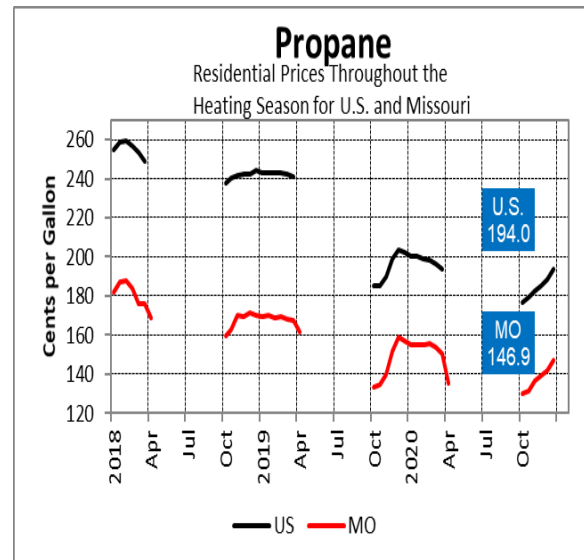
Approximately 8.8 percent (211,469) of Missouri households use propane to heat their homes. (Data updated from the most recent five-year U.S. Census information.) Propane is also used to support commercial operations, produce goods, dry grain harvests and fuel vehicles.

**Please note that the sample of propane distributors surveyed by the Missouri Division of Energy changed as a part of the Division's participation in EIA's State Heating Oil and Propane Program.**

**On December 21, the average Missouri retail price for residential propane was approximately \$1.47 per gallon, up 7.8 cents, or 6 percent, in the past month.**

Propane - Retail Prices (cents per gallon)					
	<u>12-21-20</u>	<u>11-16-20</u>	<u>change</u>	<u>12-16-19</u>	<u>change</u>
Missouri	146.9	139.2	up 6%	156.9	down 6%

- According to the Division of Energy's most recent statewide propane price survey conducted on December 21, the average Missouri retail residential propane price was approximately \$1.47 per gallon.
- U.S. propane/propylene stocks decreased over the prior report week at 81.6 MMB. As of December 18, U.S. propane/propylene stocks were 1.0 MMB, or one percent, lower than the year-ago inventory level for the same time of year. Midwest inventories were lower for the report week at 23.1 MMB. Midwest inventories stood at approximately 20.4 MMB at the same time last year.



- U.S. propane consumption was lower week-over-week at 1.3 MMB/D. Consumption stood at approximately 1.9 MMB/D at the same time last year.

**For more information on propane, please visit:**

<https://energy.mo.gov/resources/be-prepared-for-propane>

**To access previous issues of the Energy Bulletin, or to subscribe, please visit:**

<https://energy.mo.gov/energy-bulletins>

**To learn more about Missouri energy issues, please visit:**

<http://energy.mo.gov/energy>

**For more information about the Missouri State Energy Planning (MoSEP) process, please visit:**

<https://energy.mo.gov/mo-state-energy-planning>

The *Missouri Energy Bulletin* is distributed twice a month by the Missouri Department of Natural Resources' Division of Energy. The Division of Energy collects E-85, B-20, and propane heating fuel prices from a sample of retail providers located throughout the state. The average price reported is based on these sample prices and may or may not reflect the actual price of a particular retail provider. To preserve confidentiality, price data are averaged. The bulletin is a public resource made available to state government decision-makers and other interested individuals upon request and online at the Division's web address. The Department thanks each of the following in helping to provide accurate, timely data on fuel supplies and prices: the U.S. Department of Energy's Energy Information Administration; the National Association of State Energy Officials; the St. Louis AAA Auto Club; and Missouri's energy retailers. For more information, contact: MO Dept. of Natural Resources, Division of Energy, P.O. Box 176, Jefferson City, MO 65102; Phone: 573-751-2254; Fax: 573-751-6860; Email: [energy@dnr.mo.gov](mailto:energy@dnr.mo.gov); Web Address: <https://energy.mo.gov/energy-bulletins>.