



Division of Energy

MISSOURI ENERGY BULLETIN

April 8, 2016

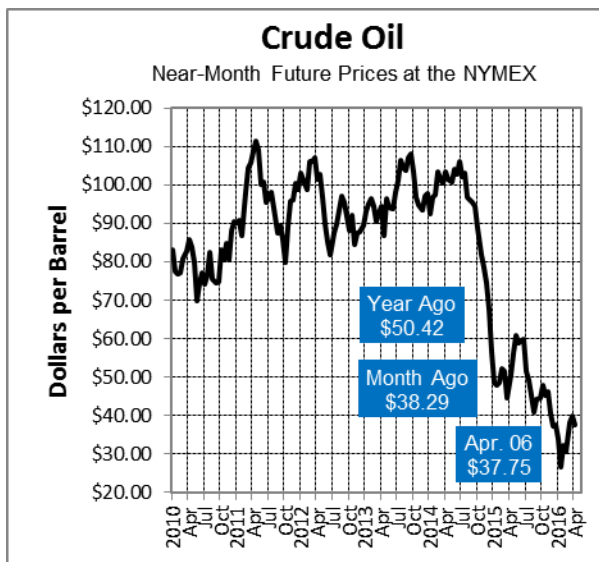
(Data is for the week ended April 1, 2016, unless stated otherwise.)

Crude Oil

U.S. crude oil prices decreased by \$0.54 to \$37.75 per barrel in the past month and stand 25 percent lower compared to this time last year.

<i>Crude Oil - Near Month Future Prices (dollars per barrel)</i>					
	<u>04-06-16</u>	<u>03-09-16</u>	<u>change</u>	<u>04-08-15</u>	<u>change</u>
NYMEX	\$37.75	\$38.29	down 1%	\$50.42	down 25%

- NYMEX crude oil futures for May 2016 delivery ended \$1.86, or 5.2 percent, higher April 6 to settle at \$37.75 per barrel, the largest increase in 3 weeks following an unexpected draw in domestic crude stockpiles.
- WTI crude futures found additional support from TransCanada’s delayed restart of its 590,000 barrel per day (BPD) Keystone pipeline that delivers crude to Cushing, Oklahoma and Illinois. The Phillips 66 refinery in Roxanna, Illinois serving the St. Louis and Chicago markets reduced production rates until crude delivery is restored.
- Compared to this time last year, the U.S. crude oil futures settlement price of \$37.75 is \$12.67, or 25 percent, lower.



- According to the April 7 weekly Energy Information Administration’s (EIA) fuels report, U.S. crude inventories decreased 4.9 million barrels (MMB) on the week to 529.9 MMB. U.S. crude supplies are now 47.5 MMB higher compared to this time last year.
- Domestic crude production was slightly down from the prior week at 9.0 MMB/D. Last year at this time, production stood at 9.4 MMB/D. Total crude imports decreased from the prior week at 7.3 MMB/D. Imports at this time last year averaged 8.2 MMB/D.

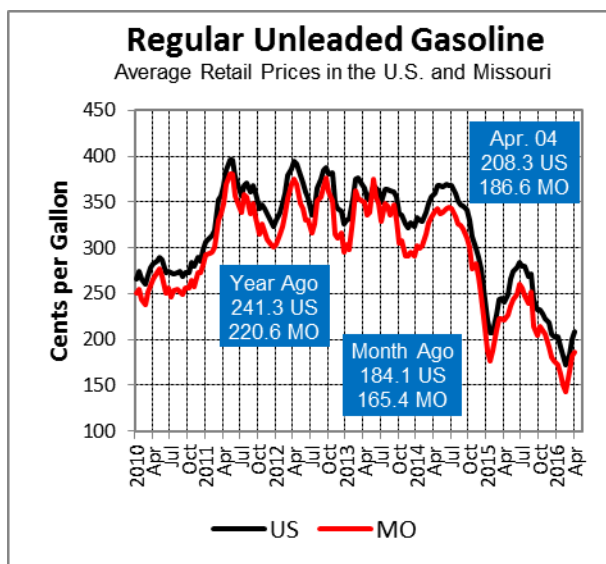
- U.S. refinery crude runs increased from the prior week with refiners processing 16.4 MMB/D. U.S. refinery capacity utilization was up on the week at 91.4 percent. Last year at this time, capacity use stood at 90.1 percent.
- Gasoline output increased on the week at 9.6 MMB/D. Output was 9.1 MMB/D at this time last year. Distillate output decreased from the prior week at 4.8 MMB/D. Last year at this time, production stood at nearly 5.0 MMB/D.
- Total petroleum products supplied to market, a measure of consumption, over the last four-week period stood at 19.5 MMB/D, up by 1.5 percent compared to the same period last year.

Transportation Fuels

On April 4, Missouri's statewide average retail price for gasoline was about \$1.87 per gallon, up 21.2 cents in the past month and down 34.0 cents in the past year.

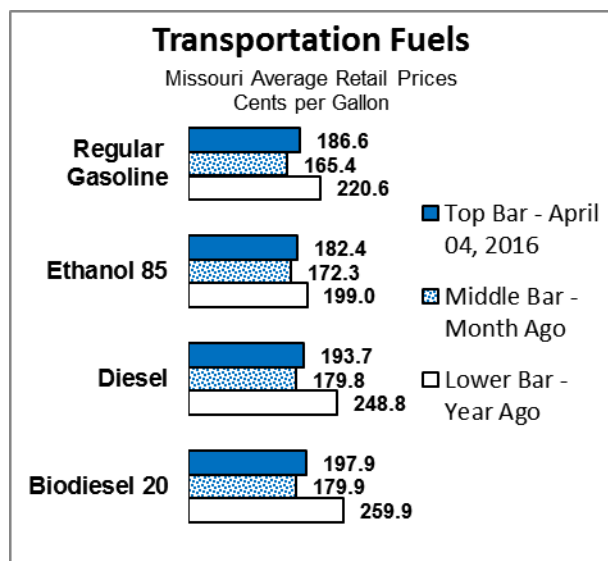
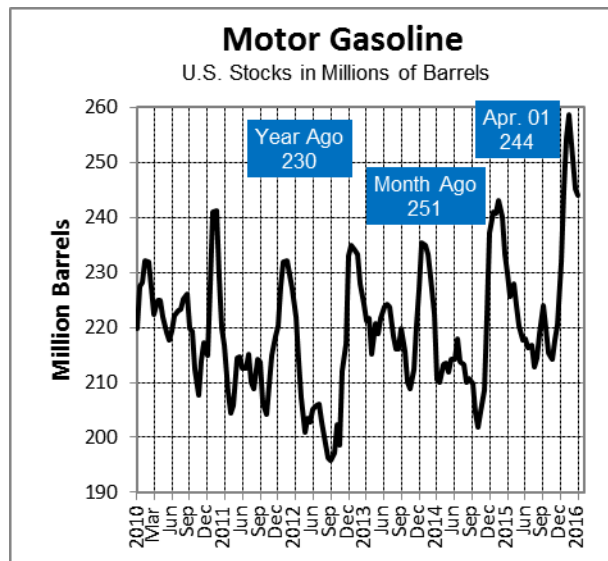
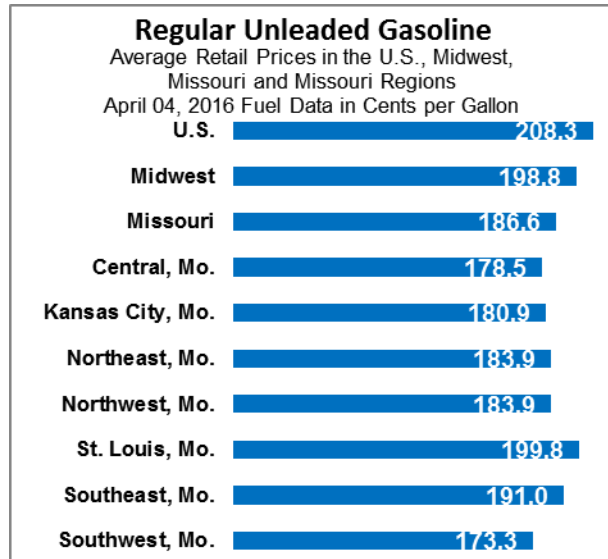
Regular Unleaded Gasoline - Retail Prices (cents per gallon)					
	04-04-16	03-07-16	change	04-06-15	change
US	208.3	184.1	up 13%	241.3	down 14%
Missouri	186.6	165.4	up 13%	220.6	down 15%

Diesel Fuel - Retail Prices (cents per gallon)					
	04-04-16	03-07-16	change	04-06-15	change
US	211.5	202.1	up 5%	278.4	down 24%
Missouri	193.7	179.8	up 8%	248.8	down 22%



- On April 4, Missouri's average retail price for gasoline was about \$1.87 per gallon, up 21.2 cents in the past month.
- Missouri's average price for diesel fuel was about \$1.94 per gallon, up 13.9 cents in the past month.
- Missouri's average retail gasoline price is 34.0 cents per gallon, or 15 percent, lower than the comparable period in April 2015. The average retail diesel fuel price is 55.1 cents per gallon, or 22 percent, lower compared to last year at this time.
- At \$2.08, the U.S. average price for regular gasoline is 24.2 cents per gallon, or 13 percent, higher compared to last month.
- The U.S. average was down 33.0 cents per gallon, or 14 percent, compared to this time last year. In the past week, the U.S. average increased by 1.7 cents per gallon.

- Gasoline imports increased from the prior week at 0.7 MMB/D. Last year at this time imports stood at 0.5 MMB/D.
- Implied demand for gasoline was unchanged on the week at 9.2 MMB/D. Demand stood at 8.6 MMB/D at this time last year.
- In the past four weeks, U.S. gasoline demand has averaged 9.4 MMB/D; about 0.4 MMB/D higher compared to the same four-week period last year.
- U.S. gasoline supplies increased 1.4 MMB on the week to 244.0 MMB. U.S. supplies are up 14.1 MMB compared to this time last year and trend well above the five-year average for this time of year.
- Distillate stocks increased at 163.0 MMB and stand 36.1 MMB higher compared to the same period last year.
- Distillate demand decreased on the week at 3.6 MMB/D. Demand stood at 4.2 MMB/D at this time last year. On a four-week average, distillate demand was higher at nearly 3.7 MMB/D.
- On April 4, Missouri's average retail price for E85 motor fuel, conventional motor fuel containing 85 percent ethanol, was about \$1.83 per gallon, 4.2 cents, or 2.3 percent, lower than the average price for conventional motor gasoline.
- On April 4, Missouri's average retail price for B20, diesel fuel containing 20 percent biofuel was about \$1.98 per gallon, 4.2 cents per gallon, or 2.2 percent, higher than the average price for conventional diesel fuel.
- According to EIA's March 8, 2016, *Short Term Energy Outlook*, U.S. regular gasoline retail prices which averaged \$2.43 per gallon in 2015, is projected to average \$1.89 per gallon in 2016. This would be the lowest annual average since 2004.



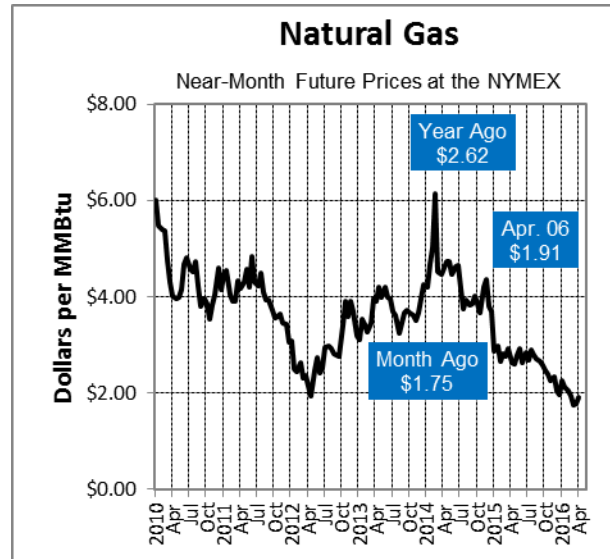
Natural Gas

Approximately 52 percent (1,236,651) of Missouri households use natural gas to heat their homes. (Data updated from the most recent U.S. Census report.) Natural gas is also used to produce goods and electricity.

On April 6, natural gas futures on the NYMEX closed at \$1.91 per million British thermal units (MMBtu), up \$0.16, or 9 percent, in the past month.

Natural Gas - Near Month Future Prices (dollars per MMBtu)					
	04-06-16	03-09-16	change	04-08-15	change
NYMEX	\$1.91	\$1.75	up 9%	\$2.62	down 27%

- The May 2016 NYMEX futures contract settled at \$1.91 per MMBtu on April 6, down 4.3 cents from the prior settlement and down about 8.5 cents in the past week. Futures are up 16.0 cents in the past month.
- In the past year, natural gas prices have decreased by \$0.71 per MMBtu, or 27 percent.
- Working gas in storage was 2,480 Bcf, 54.4 percent above the five-year average inventory level for the week. According to EIA's April 7, 2016 *Weekly Natural Gas Storage Report*, U.S. natural gas supplies are 1,008 Bcf, or 68.5 percent, higher than last year at this time.
- Working gas in storage exceeds the five-year (2011-15) maximum level of 2,474 Bcf by 6 Bcf. This marks the highest level reported for the end of the heating season, which traditionally occurs on March 31. The previous all-time record high for the end of the heating season was in 2012, when working gas stocks totaled 2,473 Bcf.
- Temperatures in the Lower 48 states averaged 51°F during the report week, 6 percent higher than normal and 5 percent above last year at this time. These above-normal temperatures continue the pattern that has occurred since the beginning of the 2015-16 heating season on November 1, 2015. Temperatures were above normal during 19 out of 22 weeks in the 2015-16 heating season. Cumulative heating degree-days during this period were 17 percent below normal.
- According to the EIA, overall natural gas consumption for the report week increased by 0.5 percent. Residential and commercial demand increased by 1.4 percent. Industrial demand fell 0.3 percent and power demand was essentially flat, falling by 0.1 percent nationally. Exports to Mexico increased by 2.2 percent.



Propane

Approximately 10 percent (227,100) of Missouri households use propane to heat their homes. (Data updated from the most recent U.S. Census report.) Propane is also used to support commercial operations, produce goods, dry grain harvests and fuel vehicles.

(Note: Beginning April 2016, Missouri residential retail propane prices will be reported only for the first full week of each month through September 2016.)

On April 4, the average Missouri retail price for residential propane was about \$1.27 per gallon, 0.8 cent lower in the past month and down 44.7 cents in the past year.

Propane - Retail Prices (cents per gallon)					
	<u>04-04-16</u>	<u>03-07-16</u>	<u>change</u>	<u>04-06-15</u>	<u>change</u>
Missouri	127.3	128.1	down 1%	172.0	down 26%

- According to the Division of Energy's most recent statewide propane price survey conducted April 4, the average Missouri retail residential propane price was about \$1.27 per gallon, 0.8 cent lower in the past month and down 44.7 cents compared to last year at this time.
- According to the survey, the highest Missouri retail residential price for propane was about \$1.79 per gallon, an increase of 13.1 cents or 8 percent in the past month. The lowest retail price was \$0.99 per gallon, down 3.9 cents or 4 percent in the past month.
- U.S. propane stocks increased by 2.0 MMB to 64.9 MMB as of April 1, 2016, 6.9 MMB, or 11.9 percent, higher than a year ago. Midwest inventories increased by 0.3 MMB to 15.4 MMB. Midwest inventories stood at 15.9 MMB at this time last year.
- At 0.8 MMB/D, U.S. demand for propane is about 0.3 MMB/D, or 27.9 percent, lower compared to last year at this time.

For more information on propane, please visit:

<http://energy.mo.gov/energy/services/be-prepared-for-propane>

To access previous issues of the Energy Bulletin, or to subscribe, please visit:

<http://energy.mo.gov/energy/stay-informed/missouri-energy-bulletins>

To learn more about Missouri energy issues, please visit:

<http://energy.mo.gov/energy>

For more information about the Comprehensive State Energy Plan, visit:

<http://energy.mo.gov/energy/about/comprehensive-state-energy-plan>

The *Missouri Energy Bulletin* is distributed twice a month by the Missouri Department of Economic Development's Division of Energy. The Division of Energy collects transportation and propane heating fuel prices from several retail providers located throughout the state. To preserve confidentiality, price data are averaged and reported by region. The bulletin is a public resource made available to state government decision-makers, other interested individuals upon request and online at the division's Web address. The department thanks each of the following in helping to provide accurate, timely data on fuel supplies and prices: the U.S. Department of Energy's Energy Information Administration; the National Association of State Energy Officials; the St. Louis AAA Auto Club; and Missouri's energy retailers. For more information, contact: MO Dept. of Economic Development, Division of Energy, P.O. Box 1766, Jefferson City, MO 65102-1766; Phone: 573-751-2254; Fax: 573-751-6860; Email: energy@ded.mo.gov; Web Address: <http://energy.mo.gov/energy/stay-informed/missouri-energy-bulletins>.