



MISSOURI DEPARTMENT OF NATURAL RESOURCES DIVISION OF ENERGY

MISSOURI ENERGY BULLETIN

August 21, 2020

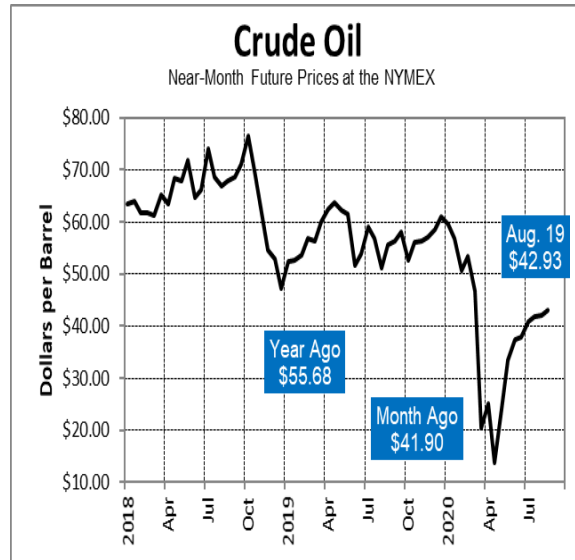
(Data are for the week ending August 14, 2020, unless stated otherwise.)

Crude Oil

U.S. crude oil prices increased by \$1.03 to \$42.93 per barrel in the past month and are 23 percent lower compared to this time last year.

Crude Oil - Near Month Future Prices (dollars per barrel)					
	08-19-20	07-22-20	change	08-21-19	change
NYMEX	\$42.93	\$41.90	up 2%	\$55.68	down 23%

- On August 19, crude oil futures for delivery on the NYMEX ended higher on the week to settle at \$42.93 per barrel. The price for crude oil futures is \$1.03, or 2 percent, above the month-ago level.
- Compared to this time last year, the U.S. crude oil futures settlement price of \$42.93 is \$12.75, or 23 percent, lower.
- In the August 19, 2020, edition of This Week in Petroleum, the U.S. Energy Information Administration (EIA) notes that shipping demand sustained the volume of distillate supplies even as overall U.S. demand for transportation fuel dropped.



- Domestic crude production was unchanged relative to the prior week at 10.7 million barrels per day (MMB/D). Last year at this time, production stood at approximately 12.3 MMB/D.
- Total crude imports were up over the prior week at approximately 5.7 MMB/D. Imports at this time last year were approximately 7.2 MMB/D.

- U.S. crude oil supplies decreased 1.6 MMB on the week to 512.5 MMB. U.S. supplies are 74.7 MMB higher compared to this time last year.
- U.S. refinery crude runs were lower relative to the prior week with refineries processing approximately 14.5 MMB/D. U.S. refinery capacity utilization was lower on the week at 80.9 percent. Last year at this time, capacity use stood at approximately 94.8 percent.
- Gasoline output was lower on the week at approximately 9.4 MMB/D. Output was approximately 9.9 MMB/D at this time last year. Distillate output was lower than the prior week at approximately 4.7 MMB/D. Last year at this time, production stood at 5.3 MMB/D.
- Total petroleum products supplied to market, a measure of consumption, stood at 18.4 MMB/D over the last four-week period, 14.3 percent lower than the same period last year.

Transportation Fuels

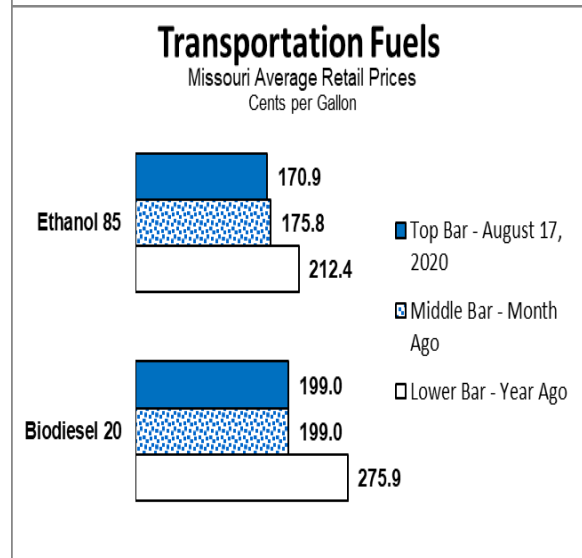
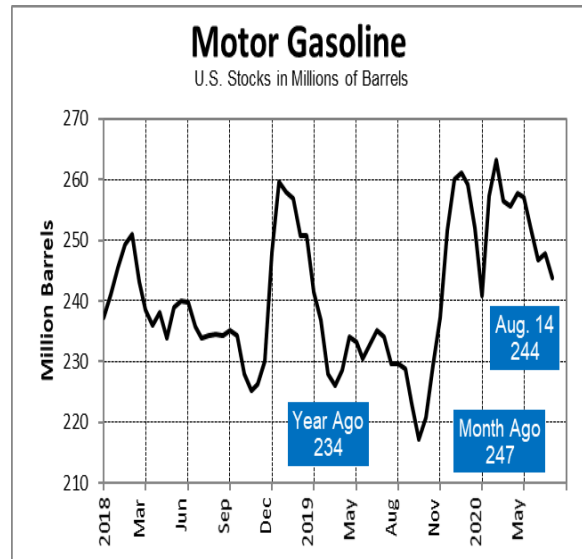
(Note: Gasoline and diesel prices may be obtained from the American Automobile Association (AAA) and the U.S. Energy Information Administration (EIA), as described below. Effective 06/25/2019, the Division of Energy no longer conducts phone surveys to obtain the prices for these fuels.)

For access to additional information on regional and national gasoline prices, stocks, production, and demand, please visit: <https://www.eia.gov/petroleum/weekly/gasoline.php>. To navigate to the above URL from EIA's home page, select the "Sources & Uses" tab at the top of the page, click on "This Week in Petroleum," and then click on the "GASOLINE" tab.

For access to and additional information on Missouri gasoline and diesel price averages by city and county, please visit: <https://gasprices.aaa.com/?state=MO>.

- At approximately \$2.17, the U.S. average price for regular gasoline on August 17 was 2.0 cents per gallon, or 1 percent, lower compared to last month.
- The U.S. average price for regular gasoline was 43.2 cents per gallon, or 17 percent, lower compared to the same time last year. The U.S. average was unchanged week-over-week.
- Gasoline imports decreased from the prior week at approximately 0.6 MMB/D. Last year at this time, imports stood at approximately 0.9 MMB/D.
- Implied demand for gasoline was lower on the week at approximately 8.6 MMB/D. Demand stood at approximately 9.6 MMB/D at this time last year.
- In the past four weeks, U.S. gasoline demand has averaged approximately 8.7 MMB/D.

- U.S. gasoline supplies were down 3.3 MMB on the week at 243.8 MMB. U.S. supplies were approximately 9.7 MMB higher than this time last year.
- Distillate stocks increased 0.1 MMB on the week at 177.8 MMB and stand 39.7 MMB higher compared to the same period last year.
- Distillate demand was lower on the week at approximately 3.3 MMB/D. Demand stood at approximately 3.8 MMB/D at this time last year. On a four-week average, distillate demand was higher at approximately 3.6 MMB/D.
- On August 17, Missouri’s average retail price for E-85 motor fuel, conventional motor fuel containing 51% to 83% ethanol, was approximately \$1.71 per gallon.
- On August 17, Missouri’s surveyed retail price for B-20, diesel fuel containing 6% to 20% biofuel, was \$1.99 per gallon.
- According to EIA’s latest *Short-Term Energy Outlook* dated August 11, 2020, U.S. regular gasoline retail prices, which averaged \$2.73 per gallon in 2018 and \$2.60 per gallon in 2019, are predicted to average \$2.12 per gallon in 2020 and \$2.23 per gallon in 2021.



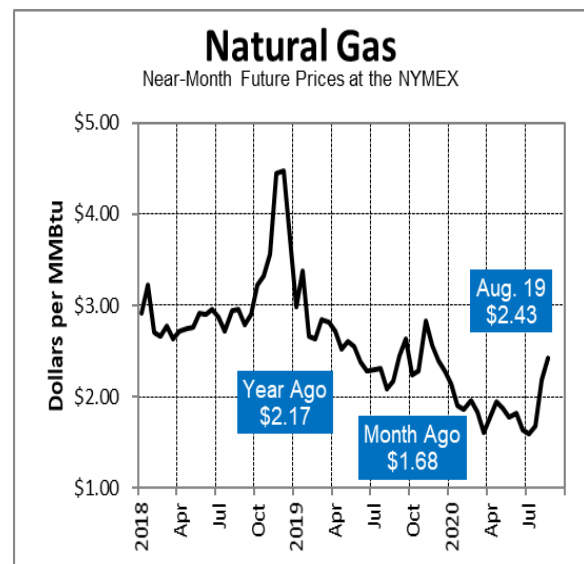
Natural Gas

Approximately 50.8 percent (1,218,329) of Missouri households use natural gas to heat their homes. (Data updated from the most recent U.S. Census information.) Natural gas is also used to produce goods and electricity.

On August 19, 2020, natural gas futures on the NYMEX closed at \$2.43 per million British thermal units (MMBtu), up approximately \$0.75, or 45 percent, in the past month.

Natural Gas - Near Month Future Prices (dollars per MMBtu)					
	08-19-20	07-22-20	change	08-21-19	change
NYMEX	\$2.43	\$1.68	up 45%	\$2.17	up 12%

- The September 2020 NYMEX futures contract settled at approximately \$2.43 per MMBtu on August 19, up \$0.27 from the August 12 settlement.
- In the past month, the futures contract has increased approximately 75.0 cents, or 45 percent.
- Futures are up approximately \$0.26, or 12 percent, in the past year.
- According to EIA's *Weekly Natural Gas Storage Report*, U.S. natural gas supplies were at 3,375 billion cubic feet (Bcf), 21.4 percent higher than last year at this time and 15.1 percent higher than the 5-year average.



- According to EIA, net additions to working gas totaled 43 Bcf for the week ending August 14.
- For the week ending August 13, EIA reports that temperatures averaged warmer than normal across most of the U.S., but cooler than normal in parts of the southwestern and northwestern U.S. Heating degree days nationally were two below the normal, while cooling degree days were 15 above the normal.
- According to EIA, total U.S. consumption of natural gas increased 1.5 percent over the prior report week. Residential and commercial consumption increased 1.4 percent week-over-week. Natural gas consumed for power generation increased 1.8 percent on the week. Industrial sector consumption increased 1.0 percent on the week. Natural gas exports to Mexico increased 0.6 percent from the prior week.

Propane

Approximately 8.8 percent (211,469) of Missouri households use propane to heat their homes. (Data updated from the most recent U.S. Census information.) Propane is also used to support commercial operations, produce goods, dry grain harvests and fuel vehicles.

Please note that the sample of propane distributors surveyed by the Missouri Division of Energy changed as a part of the Division's participation in EIA's State Heating Oil and Propane Program.

On August 3, the average Missouri retail price for residential propane was approximately \$1.22 per gallon, up 0.4 cents, or less than 1 percent, in the past month.

Propane - Retail Prices (cents per gallon)					
	<u>08-03-20</u>	<u>07-06-20</u>	<u>change</u>	<u>08-05-19</u>	<u>change</u>
Missouri	122.1	121.7	up <1%	169.4	down 28%

- According to the Division of Energy's most recent statewide propane price survey conducted on August 3, the average Missouri retail residential propane price was approximately \$1.22 per gallon.
- U.S. propane/propylene stocks decreased over the prior report week at 89.3 MMB. As of August 14, U.S. propane/propylene stocks were 2.8 MMB, or 3 percent, higher than the year-ago inventory level for the same time of year. Midwest inventories were higher for the report week at 24.8 MMB. Midwest inventories stood at approximately 25.5 MMB at the same time last year.
- U.S. propane consumption was lower week-over-week at 1.1 MMB/D. Consumption stood at approximately 0.9 MMB/D at the same time last year.

For more information on propane, please visit:

<https://energy.mo.gov/resources/be-prepared-for-propane>

To access previous issues of the Energy Bulletin, or to subscribe, please visit:

<https://energy.mo.gov/energy-bulletins>

To learn more about Missouri energy issues, please visit:

<http://energy.mo.gov/energy>

For more information about the Comprehensive State Energy Plan, please visit:

<https://energy.mo.gov/comprehensive-state-energy-plan>

The *Missouri Energy Bulletin* is distributed twice a month by the Missouri Department of Natural Resources' Division of Energy. The Division of Energy collects E-85, B-20, and propane heating fuel prices from a sample of retail providers located throughout the state. The average price reported is based on these sample prices and may or may not reflect the actual price of a particular retail provider. To preserve confidentiality, price data are averaged. The bulletin is a public resource made available to state government decision-makers and other interested individuals upon request and online at the Division's web address. The Department thanks each of the following in helping to provide accurate, timely data on fuel supplies and prices: the U.S. Department of Energy's Energy Information Administration; the National Association of State Energy Officials; the St. Louis AAA Auto Club; and Missouri's energy retailers. For more information, contact: MO Dept. of Natural Resources, Division of Energy, P.O. Box 176, Jefferson City, MO 65102; Phone: 573-751-2254; Fax: 573-751-6860; Email: energy@dnr.mo.gov; Web Address: <https://energy.mo.gov/energy-bulletins>.