



## MISSOURI ENERGY BULLETIN

October 11, 2019

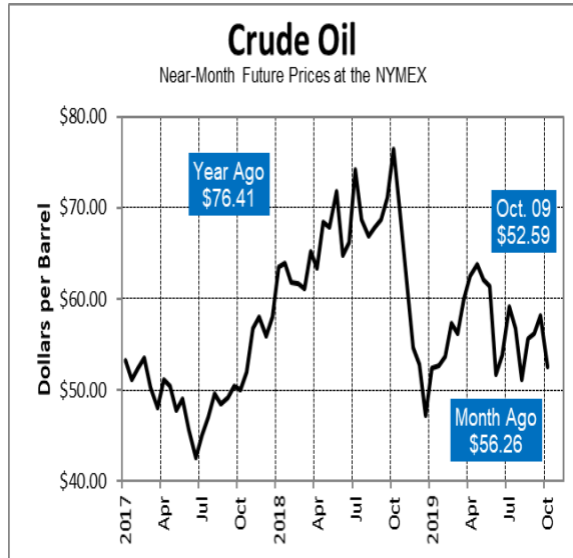
*(Data are for the week ending October 4, 2019, unless stated otherwise.)*

### Crude Oil

U.S. crude oil prices decreased by \$3.67 to \$52.64 per barrel in the past month and are 31 percent lower compared to this time last year.

<i>Crude Oil - Near Month Future Prices (dollars per barrel)</i>					
	<u>10-09-19</u>	<u>09-04-19</u>	<u>change</u>	<u>10-03-18</u>	<u>change</u>
<b>NYMEX</b>	<b>\$52.59</b>	<b>\$56.26</b>	<b>down 7%</b>	<b>\$76.41</b>	<b>down 31%</b>

- On October 9, crude oil futures for delivery on the NYMEX ended lower on the week to settle at \$52.59 per barrel. The price for crude oil futures is \$3.67, or 7 percent, below the month-ago level.
- Compared to this time last year, the U.S. crude oil futures settlement price of \$52.59 is \$23.82, or 31 percent, lower.
- The U.S. Energy Information Administration (EIA) stated in its October 2019 Short-Term Energy Outlook that it anticipates lower crude oil prices in the fourth quarter of 2019 and in 2020 despite the September 14 attacks on crude oil infrastructure in Saudi Arabia.



- Domestic crude production was higher relative to the prior week at 12.6 million barrels per day (MMB/D). Last year at this time, production stood at approximately 11.2 MMB/D.
- Total crude imports were down over the prior week at approximately 6.2 MMB/D. Imports at this time last year were approximately 7.4 MMB/D.

- U.S. crude oil supplies increased 3.0 MMB on the week to 425.6 MMB. U.S. supplies are 15.6 MMB higher compared to this time last year.
- U.S. refinery crude runs were lower relative to the prior week with refineries processing approximately 15.7 MMB/D. U.S. refinery capacity utilization was lower on the week at 85.7 percent. Last year at this time, capacity use stood at approximately 88.8 percent.
- Gasoline output was lower on the week at approximately 10.1 MMB/D. Output was approximately 9.7 MMB/D at this time last year. Distillate output was higher than the prior week at approximately 4.8 MMB/D. Last year at this time, production stood at 5.0 MMB/D.
- Total petroleum products supplied to market, a measure of consumption, over the last four-week period stood at 20.9 MMB/D, 3 percent higher than the same period last year.

### ***Transportation Fuels***

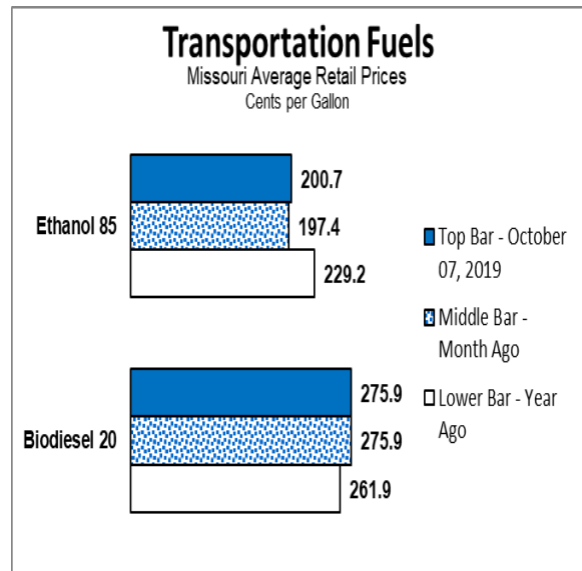
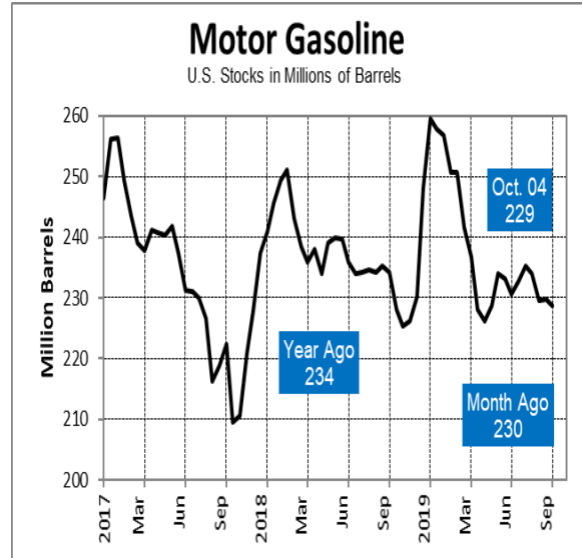
***(Note: Gasoline and diesel prices may be obtained from the American Automobile Association (AAA) and the U.S. Energy Information Administration (EIA), as described below. Effective 06/25/2019, the Division of Energy no longer conducts phone surveys to obtain the prices for these fuels.)***

For access to additional information on regional and national gasoline prices, stocks, production, and demand, please visit: <https://www.eia.gov/petroleum/weekly/gasoline.php>. To navigate to the above URL from EIA's home page, select the "Sources & Uses" tab at the top of the page, click on "This Week in Petroleum," and then click on the "GASOLINE" tab.

For access to and additional information on Missouri gasoline and diesel price averages by city and county, please visit: <https://gasprices.aaa.com/?state=MO>.

- At approximately \$2.65, the U.S. average price for regular gasoline on October 7 was 9.0 cents per gallon, or 4 percent, higher compared to last month.
- The U.S. average price for regular gasoline is 21.3 cents per gallon, or 7 percent, lower compared to this time last year. In the past week, the U.S. average increased by approximately 0.3 cents.
- Gasoline imports decreased from the prior week at approximately 0.6 MMB/D. Last year at this time, imports stood at approximately 0.7 MMB/D.
- Implied demand for gasoline was higher on the week at approximately 9.5 MMB/D. Demand stood at approximately 9.1 MMB/D at this time last year.

- In the past four weeks, U.S. gasoline demand has averaged approximately 9.2 MMB/D.
- U.S. gasoline supplies are down 1.2 MMB on the week at 228.8 MMB. U.S. supplies are approximately 5.4 MMB lower than this time last year.
- Distillate stocks decreased 4.0 MMB on the week at 127.3 MMB and stand 6.2 MMB lower compared to the same period last year.
- Distillate demand was higher on the week at approximately 4.0 MMB/D. Demand stood at approximately 4.6 MMB/D at this time last year. On a four-week average, distillate demand was higher at approximately 3.9 MMB/D.
- On October 7, Missouri's average retail price for E85 motor fuel, conventional motor fuel containing 85 percent ethanol, was approximately \$2.01 per gallon.
- On October 7, Missouri's average retail price for B20, diesel fuel containing 20 percent biofuel, was approximately \$2.76 per gallon.
- According to EIA's latest *Short Term Energy Outlook* dated October 8, 2019, U.S. regular gasoline retail prices, which averaged \$2.42 per gallon in 2017 and \$2.73 in 2018, are predicted to average \$2.56 in 2019 and \$2.57 in 2020.



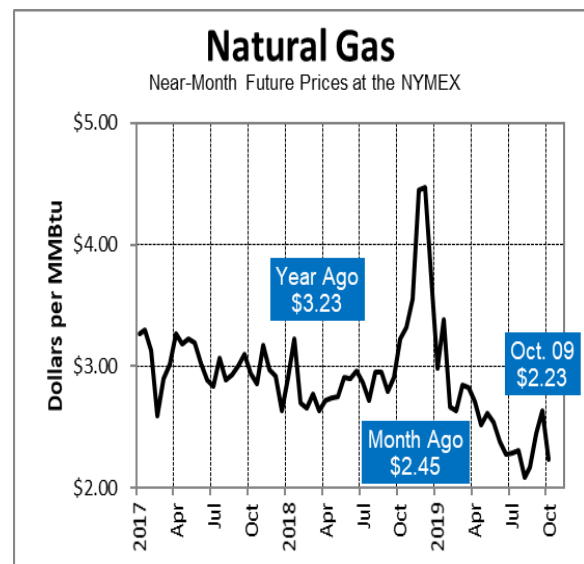
## Natural Gas

Approximately 51.0 percent (1,217,836) of Missouri households use natural gas to heat their homes. (Data updated from the most recent U.S. Census report.) Natural gas is also used to produce goods and electricity.

**On October 9, 2019, natural gas futures on the NYMEX closed at \$2.23 per million British thermal units (MMBtu), down approximately \$0.22, or 9 percent, in the past month.**

Natural Gas - Near Month Future Prices (dollars per MMBtu)					
	10-09-19	09-04-19	change	10-03-18	change
NYMEX	\$2.23	\$2.45	down 9%	\$3.23	down 31%

- The November 2019 NYMEX futures contract settled at \$2.23 per MMBtu on October 9, \$0.01 lower than the October 2 settlement.
- In the past month, the futures contract has decreased 22 cents, or 9 percent.
- Futures are down \$1.00, or 31 percent, in the past year.
- According to EIA's *Weekly Natural Gas Storage Report*, U.S. natural gas supplies are at 3,415 billion cubic feet (Bcf), 16.0 percent higher than last year at this time and 0.3 percent lower than the 5-year average.
- According to the EIA, net injections to working gas totaled 98 Bcf for the week ending October 4.
- For the week ending October 3, temperatures averaged much warmer than normal in the eastern half of the U.S. and much cooler for the western half of the U.S. Heating degree days nationally were 16 below the normal, while cooling degree days were 28 above the normal.
- According to EIA, total U.S. consumption of natural gas decreased 3 percent over the prior report week. Residential and commercial consumption decreased by 1 percent. Natural gas consumed for power generation decreased by 6 percent on the week. Industrial sector consumption decreased 1 percent. Natural gas exports to Mexico were unchanged over the week.



## Propane

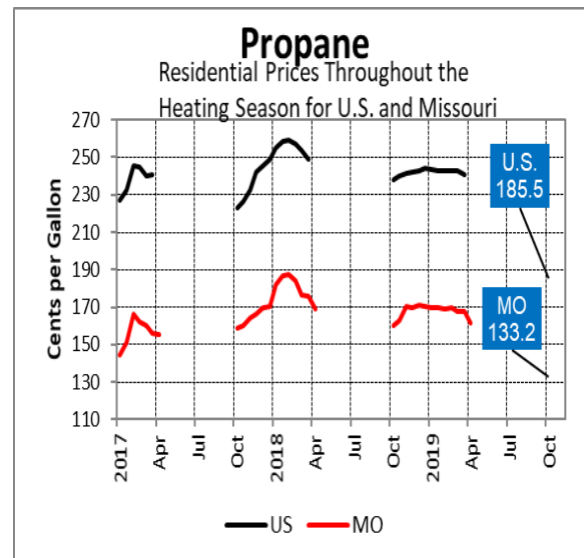
Approximately 8.9 percent (213,192) of Missouri households use propane to heat their homes. (Data updated from the most recent U.S. Census report.) Propane is also used to support commercial operations, produce goods, dry grain harvests and fuel vehicles.

*Please note that the sample of propane distributors surveyed by the Missouri Division of Energy has changed as a part of the Division's participation in EIA's State Heating Oil and Propane Program.*

**On October 7, the average Missouri retail price for residential propane was approximately \$1.33 per gallon, down 0.5 cents, or less than 1 percent, in the past month.**

Propane - Retail Prices (cents per gallon)					
	10-07-19	09-03-19	change	10-01-18	change
Missouri	133.2	133.7	down <1%	159.9	down 17%

- According to the Division of Energy's most recent statewide propane price survey conducted October 7, the average Missouri retail residential propane price was approximately \$1.33 per gallon.
- U.S. propane/propylene stocks increased over the prior report week at 100.8 MMB. As of October 4, U.S. propane/propylene stocks were 20.5 MMB, or 26 percent, higher than the year-ago inventory level for the same time of year. Midwest inventories remained approximately the same for the report week at 27.5 MMB. Midwest inventories stood at approximately 27.9 MMB at the same time last year.



- U.S. propane consumption was lower week-over-week at 1.1 MMB/D. Consumption stood at approximately 1.3 MMB/D at the same time last year.

**For more information on propane, please visit:**

<https://energy.mo.gov/resources/be-prepared-for-propane>

**To access previous issues of the Energy Bulletin, or to subscribe, please visit:**

<https://energy.mo.gov/energy-bulletins>

**To learn more about Missouri energy issues, please visit:**

<http://energy.mo.gov/energy>

**For more information about the Comprehensive State Energy Plan, please visit:**

<https://energy.mo.gov/comprehensive-state-energy-plan>

The *Missouri Energy Bulletin* is distributed twice a month by the Missouri Department of Natural Resources' Division of Energy. The Division of Energy collects E-85, B-20, and propane heating fuel prices from a sample of retail providers located throughout the state. The average price reported is based on these sample prices and may or may not reflect the actual price of a particular retail provider. To preserve confidentiality, price data are averaged. The bulletin is a public resource made available to state government decision-makers and other interested individuals upon request and online at the Division's web address. The Department thanks each of the following in helping to provide accurate, timely data on fuel supplies and prices: the U.S. Department of Energy's Energy Information Administration; the National Association of State Energy Officials; the St. Louis AAA Auto Club; and Missouri's energy retailers. For more information, contact: MO Dept. of Natural Resources, Division of Energy, P.O. Box 176, Jefferson City, MO 65102; Phone: 573-751-2254; Fax: 573-751-6860; Email: [energy@dnr.mo.gov](mailto:energy@dnr.mo.gov); Web Address: <https://energy.mo.gov/energy-bulletins>.