



## MISSOURI ENERGY BULLETIN

November 6, 2020

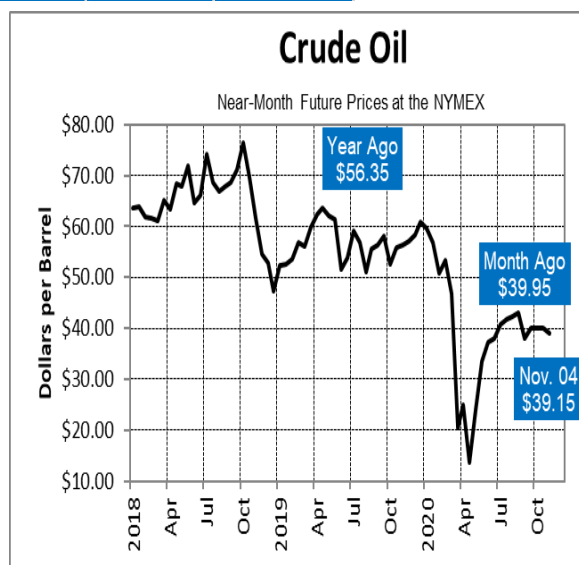
(Data are for the week ending October 30, 2020, unless stated otherwise.)

### Crude Oil

U.S. crude oil prices decreased by \$0.80 to \$39.15 per barrel in the past month and are 31 percent lower compared to this time last year.

Crude Oil - Near Month Future Prices (dollars per barrel)					
	11-04-20	10-07-20	change	11-06-19	change
NYMEX	\$39.15	\$39.95	down 2%	\$56.35	down 31%

- On November 4, crude oil futures for delivery on the NYMEX ended higher on the week to settle at \$39.15 per barrel. The price for crude oil futures is \$0.80, or 2 percent, below the month-ago level.
- Compared to this time last year, the U.S. crude oil futures settlement price of \$39.15 is \$17.20, or 31 percent, lower.
- In the November 4, 2020, edition of *This Week in Petroleum*, the U.S. Energy Information Administration (EIA) notes that gross inputs to U.S. refineries fell below the five-year average in April.



- Domestic crude production was lower relative to the prior week at 10.5 million barrels per day (MMB/D). Last year at this time, production stood at approximately 12.6 MMB/D.
- Total crude imports were down over the prior week at approximately 5.0 MMB/D. Imports at this time last year were approximately 6.1 MMB/D.
- U.S. crude oil supplies decreased 8.0 MMB on the week to 484.4 MMB. U.S. supplies are 37.6 MMB higher compared to this time last year.

- U.S. refinery crude runs were higher relative to the prior week with refineries processing approximately 13.6 MMB/D. U.S. refinery capacity utilization was higher on the week at 75.3 percent. Last year at this time, capacity use stood at 86.0 percent.
- Gasoline output was lower on the week at approximately 9.1 MMB/D. Output was approximately 10.0 MMB/D at this time last year. Distillate output was higher than the prior week at approximately 4.3 MMB/D. Last year at this time, production stood at 4.9 MMB/D.
- Total petroleum products supplied to market, a measure of consumption, stood at 18.9 MMB/D over the last four-week period, 10.9 percent lower than the same period last year.

### ***Transportation Fuels***

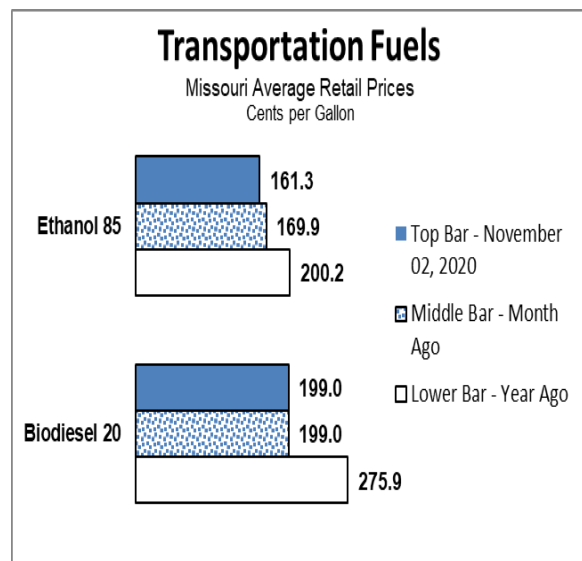
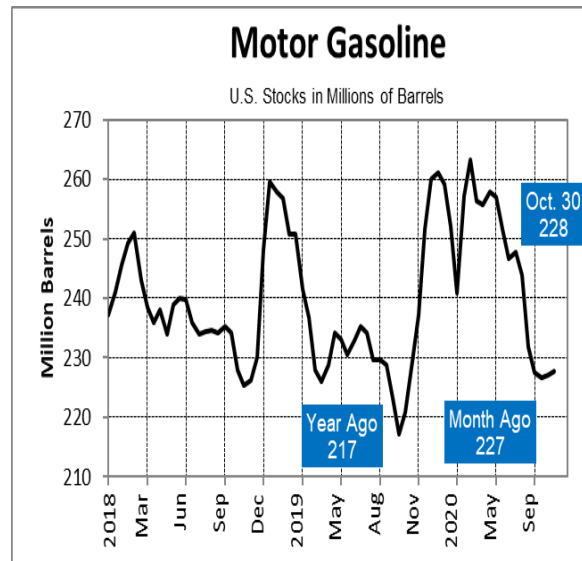
***(Note: Gasoline and diesel prices may be obtained from the American Automobile Association (AAA) and the U.S. Energy Information Administration (EIA), as described below. Effective 06/25/2019, the Division of Energy no longer conducts phone surveys to obtain the prices for these fuels.)***

For access to additional information on regional and national gasoline prices, stocks, production, and demand, please visit: <https://www.eia.gov/petroleum/weekly/gasoline.php>. To navigate to the above URL from EIA's home page, select the "Sources & Uses" tab at the top of the page, click on "This Week in Petroleum," and then click on the "GASOLINE" tab.

For access to and additional information on Missouri gasoline and diesel price averages by city and county, please visit: <https://gasprices.aaa.com/?state=MO>.

- At approximately \$2.11, the U.S. average price for regular gasoline on November 2 was 6.0 cents per gallon, or approximately 3 percent, lower compared to last month.
- The U.S. average price for regular gasoline was 49.3 cents per gallon, or 19 percent, lower compared to the same time last year. The U.S. average was down 3.1 cents week-over-week.
- Gasoline imports increased from the prior week at approximately 0.6 MMB/D. Last year at this time, imports stood at approximately 0.5 MMB/D.
- Implied demand for gasoline was lower on the week at approximately 8.3 MMB/D. Demand stood at approximately 9.1 MMB/D at this time last year.
- In the past four weeks, U.S. gasoline demand has averaged approximately 8.4 MMB/D.

- U.S. gasoline supplies were up 1.6 MMB on the week at 227.7 MMB. U.S. supplies were approximately 10.5 MMB higher than this time last year.
- Distillate stocks decreased 1.6 MMB on the week at 154.6 MMB and stand 35.5 MMB higher compared to the same period last year.
- Distillate demand was lower on the week at approximately 3.8 MMB/D. Demand stood at approximately 4.3 MMB/D at this time last year. On a four-week average, distillate demand was lower at approximately 3.9 MMB/D.
- On November 2, Missouri’s average retail price for E-85 motor fuel, conventional motor fuel containing 51% to 83% ethanol, was approximately \$1.61 per gallon.
- On November 2, Missouri’s surveyed retail price for B-20, diesel fuel containing 6% to 20% biofuel, was \$1.99 per gallon.
- According to EIA’s latest *Short-Term Energy Outlook* dated October 6, 2020, U.S. regular gasoline retail prices, which averaged \$2.73 per gallon in 2018 and \$2.60 per gallon in 2019, are predicted to average \$2.15 per gallon in 2020 and \$2.23 per gallon in 2021.



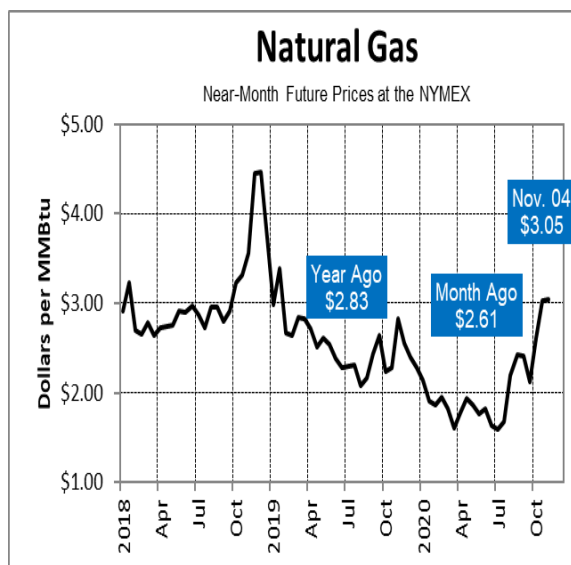
## Natural Gas

Approximately 50.8 percent (1,218,329) of Missouri households use natural gas to heat their homes. (Data updated from the most recent five-year U.S. Census information.) Natural gas is also used to produce goods and electricity.

**On November 4, 2020, natural gas futures on the NYMEX closed at \$3.05 per million British thermal units (MMBtu), up approximately \$0.44, or 17 percent, in the past month.**

Natural Gas - Near Month Future Prices (dollars per MMBtu)					
	11-04-20	10-07-20	change	11-06-19	change
NYMEX	\$3.05	\$2.61	up 17%	\$2.83	up 8%

- The December 2020 NYMEX futures contract settled at approximately \$3.05 per MMBtu on November 4, down \$0.25 from the October 28 settlement.
- In the past month, the futures contract has increased approximately 44.0 cents, or 17 percent.
- Futures are up approximately \$0.22, or 8 percent, in the past year.
- According to EIA's *Weekly Natural Gas Storage Report*, U.S. natural gas supplies were at 3,919 billion cubic feet (Bcf), 5.4 percent higher than last year at this time and 5.4 percent higher than the 5-year average.
- According to EIA, net withdrawals from working gas totaled 36 Bcf for the week ending October 30.
- For the week ending November 4, EIA reports that temperatures were warmer than normal in the western U.S. and cooler than normal east of the Mississippi River. Heating degree days nationally were 12 above the normal for the week ending October 29, while cooling degree days were four above the normal.
- According to EIA, total U.S. consumption of natural gas increased 1.4 percent over the prior report week. Residential and commercial consumption increased 20.4 percent week-over-week. Natural gas consumed for power generation fell 12.2 percent on the week. Industrial sector consumption increased 1.4 percent on the week. Natural gas exports to Mexico decreased 6.9 percent from the prior week.



## Propane

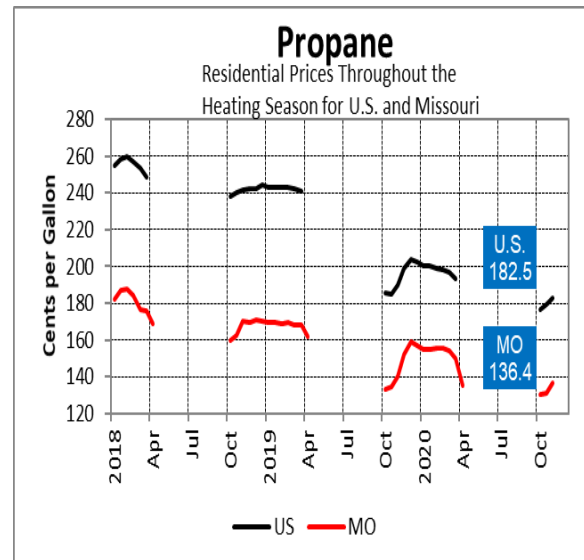
Approximately 8.8 percent (211,469) of Missouri households use propane to heat their homes. (Data updated from the most recent five-year U.S. Census information.) Propane is also used to support commercial operations, produce goods, dry grain harvests and fuel vehicles.

**Please note that the sample of propane distributors surveyed by the Missouri Division of Energy changed as a part of the Division's participation in EIA's State Heating Oil and Propane Program.**

**On November 2, the average Missouri retail price for residential propane was approximately \$1.36 per gallon, up 6.1 cents, or 5 percent, in the past month.**

Propane - Retail Prices (cents per gallon)					
	11-02-20	10-05-20	change	11-04-19	change
Missouri	136.4	130.3	up 5%	140.2	down 3%

- According to the Division of Energy's most recent statewide propane price survey conducted on November 2, the average Missouri retail residential propane price was approximately \$1.36 per gallon.
- U.S. propane/propylene stocks decreased over the prior report week at 95.8 MMB. As of October 30, U.S. propane/propylene stocks were 0.3 MMB, or less than one percent, higher than the year-ago inventory level for the same time of year. Midwest inventories were lower for the report week at 25.9 MMB. Midwest inventories stood at approximately 25.8 MMB at the same time last year.



- U.S. propane consumption was higher week-over-week at 1.2 MMB/D. Consumption stood at approximately 1.1 MMB/D at the same time last year.

**For more information on propane, please visit:**

<https://energy.mo.gov/resources/be-prepared-for-propane>

**To access previous issues of the Energy Bulletin, or to subscribe, please visit:**

<https://energy.mo.gov/energy-bulletins>

**To learn more about Missouri energy issues, please visit:**

<http://energy.mo.gov/energy>

**For more information about the Missouri State Energy Planning (MoSEP) process, please visit:**

<https://energy.mo.gov/mo-state-energy-planning>

The *Missouri Energy Bulletin* is distributed twice a month by the Missouri Department of Natural Resources' Division of Energy. The Division of Energy collects E-85, B-20, and propane heating fuel prices from a sample of retail providers located throughout the state. The average price reported is based on these sample prices and may or may not reflect the actual price of a particular retail provider. To preserve confidentiality, price data are averaged. The bulletin is a public resource made available to state government decision-makers and other interested individuals upon request and online at the Division's web address. The Department thanks each of the following in helping to provide accurate, timely data on fuel supplies and prices: the U.S. Department of Energy's Energy Information Administration; the National Association of State Energy Officials; the St. Louis AAA Auto Club; and Missouri's energy retailers. For more information, contact: MO Dept. of Natural Resources, Division of Energy, P.O. Box 176, Jefferson City, MO 65102; Phone: 573-751-2254; Fax: 573-751-6860; Email: [energy@dnr.mo.gov](mailto:energy@dnr.mo.gov); Web Address: <https://energy.mo.gov/energy-bulletins>.