



Division of Energy

MISSOURI ENERGY BULLETIN

June 23, 2015

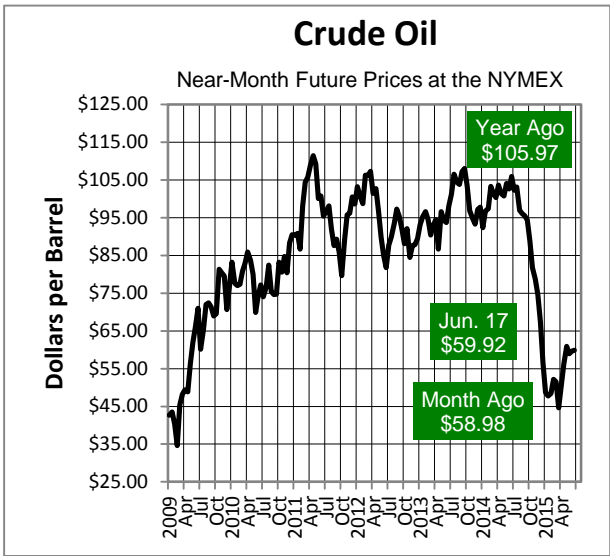
(Data is for the week ended June 12, 2015, unless stated otherwise.)

Crude Oil

U.S. crude oil prices decreased by \$0.94 to \$59.92 per barrel in the past month and stand 43 percent lower compared to this time last year.

Crude Oil - Near Month Future Prices (dollars per barrel)					
	06-17-15	05-20-15	change	06-18-14	change
NYMEX	\$59.92	\$58.98	up 2%	\$105.97	down 43%

- On the NYMEX, crude oil futures for July delivery ended \$0.05, or less than one-tenth of one percent, lower on the June 17 trade day to settle at \$59.92 per barrel.
- Domestic crude oil inventories remain at high levels despite a decline in stocks. As expected, the June 5 OPEC meeting resulted in no production cuts by the oil-producing body. Nonetheless, the national average conventional gasoline price continued an upward trend in advance of the July 4 holiday.
- Compared to this time last year, the U.S. crude oil futures settlement price of \$59.92 is \$46.05, or 43 percent, lower.



- According to the June 17 weekly Energy Information Administration (EIA) fuels report, U.S. crude inventories decreased 2.7 million barrels (MMB) to 467.9 MMB. U.S. crude supplies are now 81.6 MMB higher compared to this time last year.
- Crude imports increased from the prior week at 7.1 MMB/D, about 0.2 MMB/D lower compared to imports at this time last year. Domestic crude production decreased at about 9.6 MMB/D on the week. Last year at this time, production stood at about 8.5 MMB/D.

- U.S. refinery crude runs decreased from the prior week with refiners processing 16.3 MMB/D of crude. U.S. refinery capacity use was down on the week at 93.1 percent. Last year at this time, capacity use stood at 87.1 percent.
- Gasoline output was down on the week at 9.7 MMB/D. Production at this time last year averaged 9.8 MMB/D. Distillate output decreased from the prior week at 5.0 MMB/D. Last year at this time, production stood at 4.7 MMB/D.
- Total petroleum products supplied to market, a measure of consumption, over the last four-week period stood at 19.7 MMB/D, up by 5.2 percent compared to the same period last year.

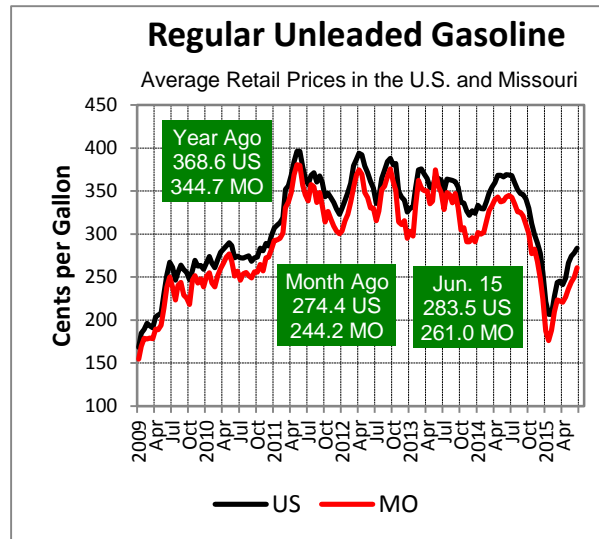
Transportation Fuels

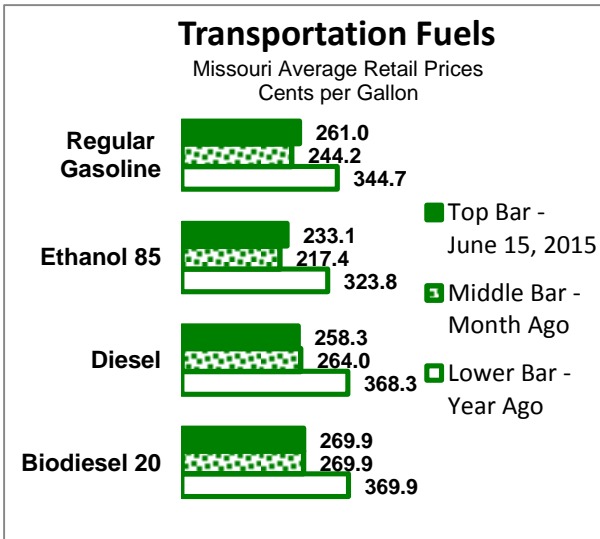
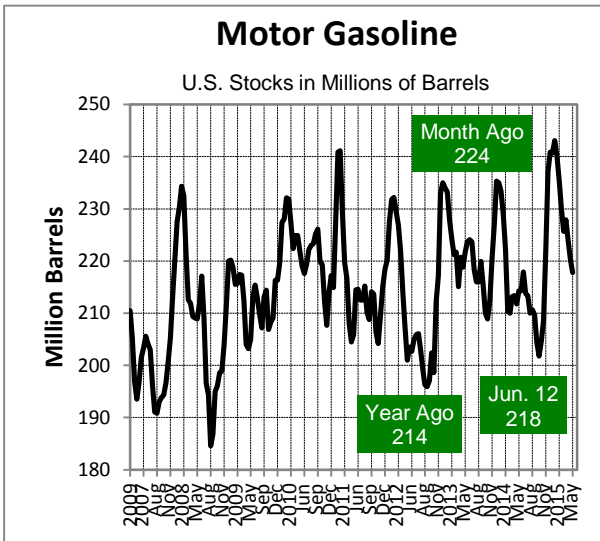
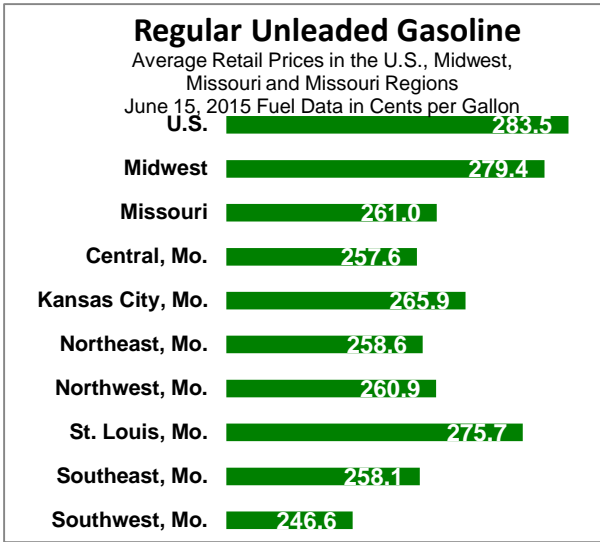
On June 15, Missouri's statewide average retail price for gasoline was about \$2.61 per gallon, up 16.8 cents in the past month and down 83.7 cents in the past year.

Regular Unleaded Gasoline - Retail Prices (cents per gallon)					
	06-15-15	05-18-15	change	06-16-14	change
US	283.5	274.4	up 3%	368.6	down 23%
Missouri	261.0	244.2	up 7%	344.7	down 24%

Diesel Fuel - Retail Prices (cents per gallon)					
	06-15-15	05-18-15	change	06-16-14	change
US	287.0	290.4	down 1%	368.6	down 22%
Missouri	258.3	264.0	down 2%	368.3	down 30%

- On June 15, Missouri's average retail price for gasoline was about \$2.61 per gallon, up 16.8 cents in the past month.
- Missouri's average price for diesel fuel was \$2.58 per gallon, down 5.7 cents per gallon, or 2 percent, in the past month.
- Missouri's average retail gasoline price is 83.7 cents per gallon, or 24 percent, lower while the average retail diesel fuel price is 110.0 cents per gallon, or 30 percent, lower for the comparable period in June 2014.
- At \$2.84, the U.S. average price for regular gasoline is 9.1 cents per gallon, or 3 percent, higher compared to last month.
- The U.S. average was down 85.1 cents per gallon, or 23 percent, compared to this time last year. In the past week, the U.S. average increased by 5.5 cents per gallon.





- Gasoline imports increased from the prior week at 0.7 MMB/D, about 0.1 MMB/D higher compared to last year at this time.
- Implied demand for gasoline decreased at nearly 9.2 MMB/D. At this time last year, demand was 9.3 MMB/D.
- In the past four weeks, U.S. gasoline demand has averaged 9.4 MMB/D, 0.3 MMB/D higher compared to the same four-week period last year.
- U.S. gasoline supplies increased 0.4 MMB on the week to 217.8 MMB. U.S. supplies are up 3.5 MMB compared to this time last year and trend within the five-year average for this time of year.
- Distillate stocks increased at 133.6 MMB and stand 14.2 MMB higher compared to the same period last year.
- Distillate demand increased on the week at nearly 4.1 MMB/D. Demand stood at 3.8 MMB/D at this time last year. On a four-week average, distillate demand was lower at 3.9 MMB/D.
- On June 15, Missouri's average retail price for E85 motor fuel, conventional motor fuel containing 85 percent ethanol, was about \$2.33 per gallon, 27.9 cents or 10.7 percent lower than the average price for conventional motor gasoline.
- On June 15, Missouri's average retail price for B20, diesel fuel containing 20 percent biofuel, was about \$2.70 per gallon, 11.6 cents or 4.5 percent higher than the average retail price for conventional diesel fuel.
- According to the June 9, 2015, *Short Term Energy Outlook*, regular gasoline retail prices are forecast to average \$2.44 per gallon in 2015 compared with \$3.36 per gallon in 2014.

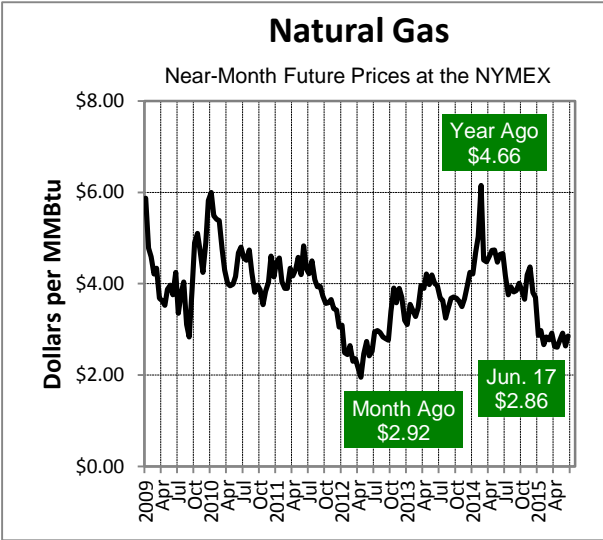
Natural Gas

Approximately 52 percent (1,236,651) of Missouri households use natural gas to heat their homes. (Data updated from the most recent U.S. Census report.) Natural gas is also used to produce goods and electricity.

On June 17, natural gas futures at the NYMEX closed at \$2.86 per million British thermal units (MMBtu), down \$0.06, or 2 percent, in the past month.

Natural Gas - Near Month Future Prices (dollars per MMBtu)					
	06-17-15	05-20-15	change	06-18-14	change
NYMEX	\$2.86	\$2.92	down 2%	\$4.66	down 39%

- The June NYMEX contract expired on Wednesday, May 27 at \$2.82 per MMBtu. The July contract settled at a price of \$2.86 per MMBtu on June 17.
- In the past year, natural gas values have decreased by \$1.80 per MMBtu, or 39 percent.
- For the reporting week, June 10 to June 17, the price of the July 2015 contract fell from \$2.89 per MMBtu to \$2.86 per MMBtu.
- The 12-month strip (the average of the 12 contracts between July 2015 and June 2016) fell from \$3.12 per MMBtu on June 10 to \$3.09 per MMBtu on June 17.



- According to the EIA, U.S. natural gas consumption increased by 3.4 percent this week, with the largest increase in the power sector. Consumption of natural gas for power generation (power burn) increased 8.2 percent, while industrial consumption declined 1.9 percent; residential and commercial consumption remained fairly even.
- Working gas in storage totaled 2,433 Bcf, 1.9 percent above the five-year average inventory level for the week, according to EIA’s *Weekly Natural Gas Storage Report*. U.S. natural gas supplies are 730 Bcf, or 42.9 percent, higher than last year at this time.

Propane

Approximately 10 percent (227,100) of Missouri households use propane to heat their homes. (Data updated from the most recent U.S. Census report.) Propane is also used to support commercial operations, produce goods, dry grain harvests and fuel vehicles.

(Note: Beginning April 2015, Missouri residential retail propane prices will be reported only for the first full week of each month through September 2015.)

On June 1, the average Missouri retail price for residential propane was about \$1.32 per gallon, 23.7 cents lower in the past month and down 54.5 cents in the past year.

<i>Propane - Retail Prices (cents per gallon)</i>					
	<u>06-01-15</u>	<u>05-04-15</u>	<u>change</u>	<u>06-02-14</u>	<u>change</u>
Missouri	131.9	155.6	down 15%	186.4	down 29%

- According to the Division of Energy's most recent statewide propane price survey conducted June 1, the average Missouri retail residential propane price was about \$1.32 per gallon, 23.7 cents lower in the past month and down 54.5 cents compared to last year at this time.
- According to the survey, the highest Missouri retail residential price for propane was \$1.93 per gallon. The lowest retail price was \$1.00 per gallon.
- U.S. propane stocks increased by 1.9 MMB last week to 80.7 MMB as of June 12, 2015, 29.4 MMB (57.4%) higher than a year ago. Midwest inventories increased by 0.9 MMB. At 21.6 MMB, Midwest inventories are 5.1 MMB (30.6%) higher than a year ago.
- U.S. demand for propane increased on the week to about 1.0 MMB/D as of June 12, 2015. Propane demand is higher compared to this time last year.

For more information on propane, please visit:

<http://energy.mo.gov/energy/services/be-prepared-for-propane>

To access previous issues of the Energy Bulletin, or to subscribe, please visit:

<http://energy.mo.gov/energy/stay-informed/missouri-energy-bulletins>

To learn more about Missouri energy issues, please visit:

<http://energy.mo.gov/energy>

For more information about the Comprehensive State Energy Plan, visit:

<http://energy.mo.gov/energy/about/comprehensive-state-energy-plan>

The *Missouri Energy Bulletin* is distributed twice a month by the Missouri Department of Economic Development's Division of Energy. The Division of Energy collects transportation and propane heating fuel prices from several retail providers located throughout the state. To preserve confidentiality, price data are averaged and reported by region. The bulletin is a public resource made available to state government decision-makers, other interested individuals upon request and online at the division's Web address. The department thanks each of the following in helping to provide accurate, timely data on fuel supplies and prices: the U.S. Department of Energy's Energy Information Administration; the National Association of State Energy Officials; the St. Louis AAA Auto Club; and Missouri's energy retailers. For more information, contact: MO Dept. of Economic Development, Division of Energy, P.O. Box 1766, Jefferson City, MO 65102-1766; Phone: 573-751-2254; Fax: 573-751-6860; Email: energy@ded.mo.gov; Web Address: <http://energy.mo.gov/energy/stay-informed/missouri-energy-bulletins>.