



## Division of Energy

# MISSOURI ENERGY BULLETIN

November 29, 2016

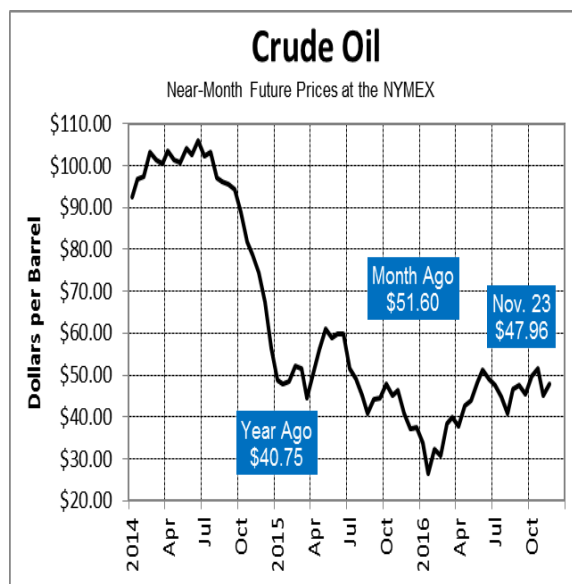
*(Data are for the week ended November 18, 2016, unless stated otherwise.)*

### Crude Oil

**U.S. crude oil prices decreased by \$3.64 to \$47.96 per barrel in the past month and stand 18 percent higher compared to this time last year.**

Crude Oil - Near Month Future Prices (dollars per barrel)					
	<u>11-23-16</u>	<u>10-19-16</u>	<u>change</u>	<u>11-18-15</u>	<u>change</u>
<b>NYMEX</b>	<b>\$47.96</b>	<b>\$51.60</b>	<b>down 7%</b>	<b>\$40.75</b>	<b>up 18%</b>

- Crude oil futures for January delivery on the NYMEX ended \$0.07, or 0.2 percent, lower on November 23 to settle at \$47.96 per barrel, amid traders' doubts that OPEC will agree to a production cut large enough to make a significant dent in the global glut of crude as US drilling rises.
- OPEC will meet on November 30th in Vienna to decide on the details of an agreement to cut output that the cartel has been trying to negotiate since September. Reports that US drillers added rigs during the reporting week tempered the gains ahead of the settlement.
- Compared to this time last year, the U.S. crude oil futures settlement price of \$47.96 is \$7.21, or 18 percent, higher.



- According to the Energy Information Administration (EIA) federal weekly fuels report released November 23, U.S. crude inventories decreased 1.3 MMB on the week to 489.0 MMB. U.S. crude supplies are now 33.0 MMB higher compared to this time last year.
- Domestic crude production increased from the prior week at nearly 8.7 MMB/D. Last year at this time, production stood at nearly 9.2 MMB/D. Total crude imports decreased from the prior week at nearly 7.6 MMB/D. Imports at this time last year averaged about 7.3 MMB/D.

- U.S. refinery crude runs increased from the prior week with refiners processing nearly 16.4 MMB/D. U.S. refinery capacity utilization was up on the week at 90.8 percent. Last year at this time, capacity use stood at 92.0 percent.
- Gasoline output decreased on the week at 9.7 MMB/D. Output was over 9.5 MMB/D at this time last year. Distillate output decreased from the prior week at nearly 5.1 MMB/D. Last year at this time, production stood at over 5.0 MMB/D.
- Total petroleum products supplied to market, a measure of consumption, over the last four-week period stood at about 19.9 MMB/D, up by 1.6 percent compared to the same period last year.

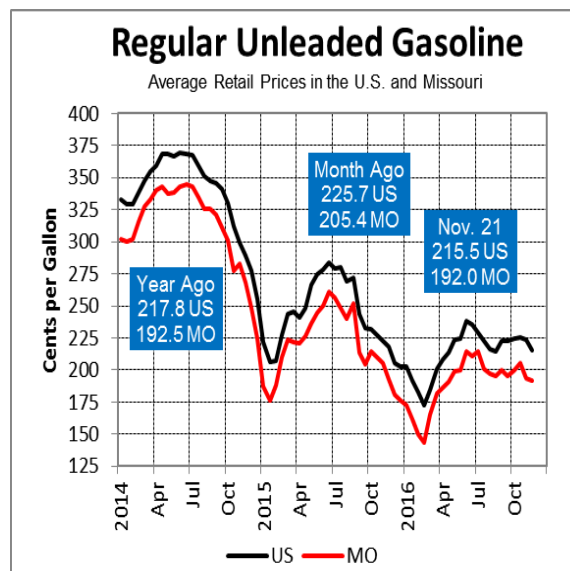
## Transportation Fuels

On November 21, Missouri's statewide average retail price for gasoline was \$1.92 per gallon, down 13.4 cents in the past month and down 0.5 cent in the past year.

Regular Unleaded Gasoline - Retail Prices (cents per gallon)					
	<u>11-21-16</u>	<u>10-17-16</u>	<u>change</u>	<u>11-16-15</u>	<u>change</u>
US	215.5	225.7	down 5%	217.8	down 1%
Missouri	192.0	205.4	down 7%	192.5	down <1%

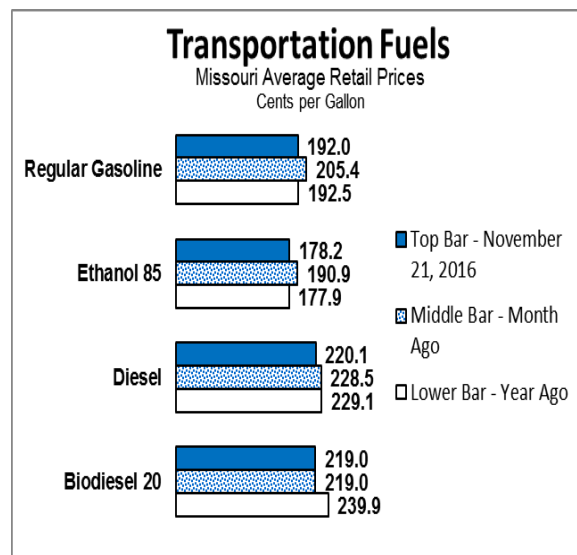
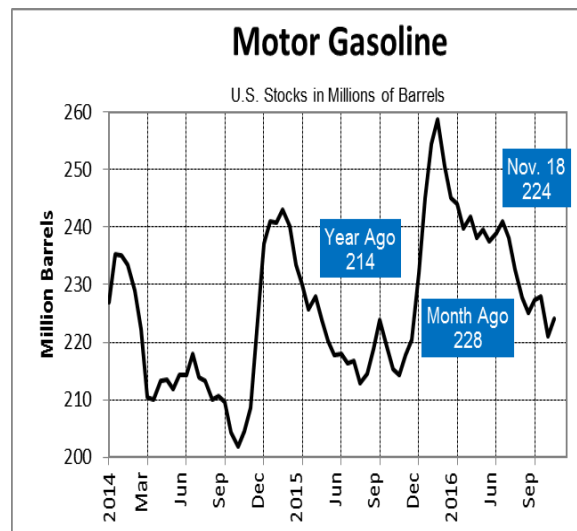
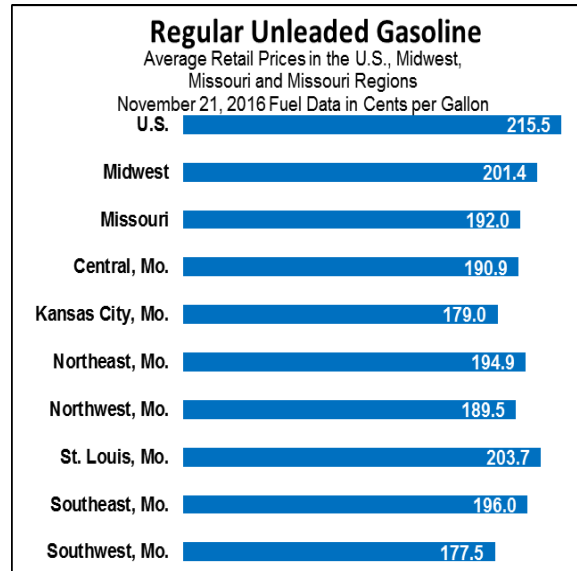
Diesel Fuel - Retail Prices (cents per gallon)					
	<u>11-21-16</u>	<u>10-17-16</u>	<u>change</u>	<u>11-16-15</u>	<u>change</u>
US	242.1	248.1	down 2%	248.2	down 2%
Missouri	220.1	228.5	down 4%	229.1	down 4%

- On November 21, Missouri's average retail price for gasoline was \$1.92 per gallon, down 13.4 cents in the past month.
- Missouri's average price for diesel fuel was \$2.20 per gallon, down 8.4 cents in the past month.
- Compared to last year at this time, Missouri's average retail gasoline price is 0.5 cent per gallon, or less than 1 percent, lower while the average retail diesel fuel price is 9.0 cents per gallon, or 4 percent, lower.
- At nearly \$2.16, the U.S. average price for regular gasoline is 10.2 cents per gallon, or 5 percent, lower compared to last month.



- The U.S. average price for regular gasoline is down 2.3 cents per gallon, or 1 percent, compared to this time last year. In the past week, the U.S. average decreased by 2.9 cents per gallon.
- Gasoline imports increased from the prior week at nearly 0.8 MMB/D. Last year at this time, imports stood at nearly 0.5 MMB/D.

- Implied demand for gasoline decreased on the week at over 9.0 MMB/D. Demand stood at nearly 8.9 MMB/D at this time last year.
- In the past four weeks, U.S. gasoline demand has averaged nearly 9.2 MMB/D.
- U.S. gasoline supplies increased 2.3 MMB on the week to 224.0 MMB. U.S. supplies are up 7.3 MMB compared to this time last year and trend above the five-year average for this time of year.
- Distillate stocks increased on the week at 149.2 MMB and stand 7.9 MMB higher compared to the same period last year.
- Distillate demand increased on the week at over 4.1 MMB/D. Demand stood at 3.7 MMB/D at this time last year. On a four-week average, distillate demand was slightly lower at nearly 4.0 MMB/D.
- On November 21, Missouri's average retail price for E85 motor fuel, conventional motor fuel containing 85 percent ethanol, was over \$1.78 per gallon, 13.8 cents, or 7.2 percent, lower than the average price for conventional motor gasoline.
- On November 21, Missouri's average retail price for B20, diesel fuel containing 20 percent biofuel was \$2.19 per gallon, 1.1 cents per gallon, or 0.5 percent, lower than the average price for conventional diesel fuel.
- According to EIA's latest *Short Term Energy Outlook* dated November 8, 2016, U.S. regular gasoline retail prices, which averaged \$2.43 per gallon in 2015, are projected to average \$2.13 per gallon in 2016.



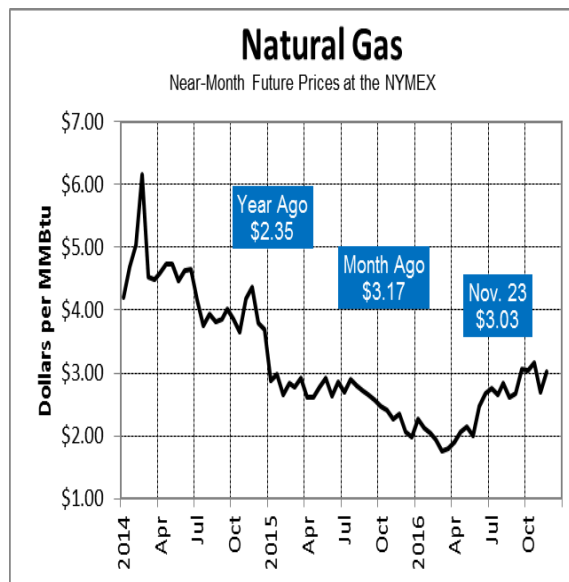
## Natural Gas

Approximately 52 percent (1,236,651) of Missouri households use natural gas to heat their homes. (Data updated from the most recent U.S. Census report.) Natural gas is also used to produce goods and electricity.

**On November 23, natural gas futures on the NYMEX closed at \$3.03 per million British thermal units (MMBtu), down \$0.14, or 4.0 percent, in the past month.**

Natural Gas - Near Month Future Prices (dollars per MMBtu)					
	11-23-16	10-19-16	change	11-18-15	change
NYMEX	\$3.03	\$3.17	down 4%	\$2.35	up 29%

- The December 2016 NYMEX futures contract settled at \$3.03 per MMBtu on November 23, up 4.4 cents from the prior settlement. Futures are down 14 cents, or 4 percent, in the past month.
- In the past year, natural gas prices have increased by \$0.68 per MMBtu, or 29 percent.
- Working gas in storage was 4,045 Bcf, 6.3 percent above the five-year average inventory level for the week. According to EIA's November 23, 2016 *Weekly Natural Gas Storage Report*, U.S. natural gas supplies are 39 Bcf, or 1.0 percent, higher than last year at this time.
- Continued early heating season injections pushed working gas storage to record levels. Net injections into storage totaled 30 Bcf, compared with the five-year (2011–15) average net injection of 3 Bcf and last year's net injections of 26 Bcf during the same week. For the second week in a row, net injections into storage exceeded the five-year average. Unseasonably mild temperatures mitigated consumption of natural gas and contributed to considerably larger-than-average net injections. Working gas stocks total 4,047 Bcf, an all-time high, and are 216 Bcf higher than the five-year average and 51 Bcf higher than last year at this time.
- Temperatures in the Lower 48 states averaged 55°F, 6°F higher than the normal and 2°F higher than last year at this time. Cooling degree days (CDD) in the Lower 48 states totaled 7, compared with 9 last year and compared with a normal of 5. Heating degree days (HDD) in the Lower 48 states totaled 76, compared with 92 last year and a normal of 118.
- According to the EIA, U.S. consumption of natural gas rose by 6 percent compared with the previous report week. Power burn was flat, averaging 23.0 Bcf/d. Industrial sector consumption increased by 2 percent week over week. In the residential and commercial sectors, consumption increased by 18 percent as a result of increased demand for home heating. Natural gas exports to Mexico were the same as last week, averaging 3.8 Bcf/d.



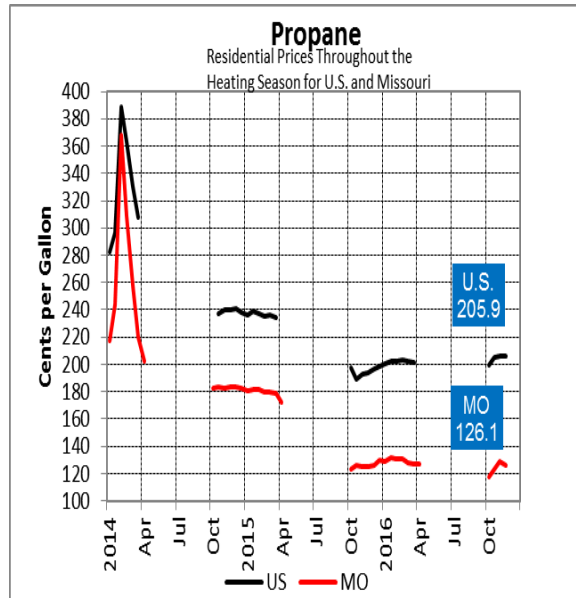
## Propane

Approximately 10 percent (227,100) of Missouri households use propane to heat their homes. (Data updated from the most recent U.S. Census report.) Propane is also used to support commercial operations, produce goods, dry grain harvests and fuel vehicles.

**On November 21, the average Missouri retail price for residential propane was nearly \$1.26 per gallon, up 3.4 cents in the past month and up 1.0 cent in the past year.**

Propane - Retail Prices (cents per gallon)					
	11-21-16	10-17-16	change	11-16-15	change
Missouri	126.1	122.7	up 3%	125.1	up 1%

- According to the Division of Energy's most recent statewide propane price survey conducted November 21, the average Missouri retail residential propane price was nearly \$1.26 per gallon, up 3.4 cents in the past month and up 1.0 cents compared to last year at this time.
- According to the survey, the highest Missouri retail residential price for propane was \$1.80 per gallon. The lowest retail price was \$1.03 per gallon.
- U.S. propane stocks increased by 1.8 MMB to 102.7 MMB as of November 18, 2016, 3.5 MMB or 3.3 percent lower than a year ago. Midwest inventories were unchanged at over 27.2 MMB. Midwest inventories stood at over 29.8 MMB at this time last year.



- U.S. propane consumption decreased on the week. At over 0.8 MMB/D, U.S. demand for propane is lower compared to last year at this time.

### For more information on propane, please visit:

<http://energy.mo.gov/energy/services/be-prepared-for-propane>

### To access previous issues of the Energy Bulletin, or to subscribe, please visit:

<http://energy.mo.gov/energy/stay-informed/missouri-energy-bulletins>

### To learn more about Missouri energy issues, please visit:

<http://energy.mo.gov/energy>

### For more information about the Comprehensive State Energy Plan, visit:

<http://energy.mo.gov/energy/about/comprehensive-state-energy-plan>

The *Missouri Energy Bulletin* is distributed twice a month by the Missouri Department of Economic Development's Division of Energy. The Division of Energy collects transportation and propane heating fuel prices from several retail providers located throughout the state. To preserve confidentiality, price data are averaged and reported by region. The bulletin is a public resource made available to state government decision-makers, other interested individuals upon request and online at the division's Web address. The department thanks each of the following in helping to provide accurate, timely data on fuel supplies and prices: the U.S. Department of Energy's Energy Information Administration; the National Association of State Energy Officials; the St. Louis AAA Auto Club; and Missouri's energy retailers. For more information, contact: MO Dept. of Economic Development, Division of Energy, P.O. Box 1766, Jefferson City, MO 65102-1766; Phone: 573-751-2254; Fax: 573-751-6860; Email: [energy@ded.mo.gov](mailto:energy@ded.mo.gov); Web Address: <http://energy.mo.gov/energy/stay-informed/missouri-energy-bulletins>.